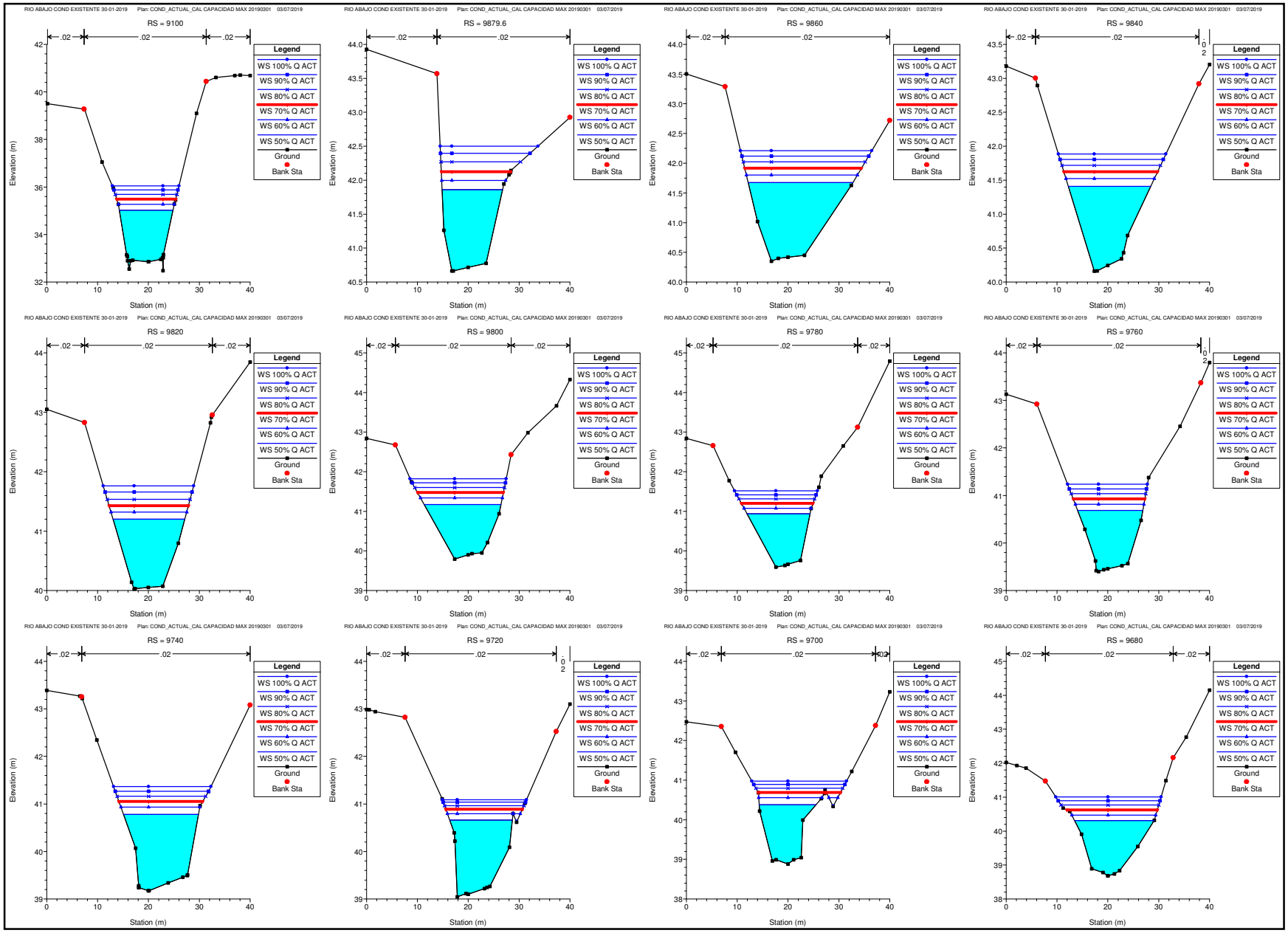
RIO ABAJO COND EXISTENTE 30-01-2019 Plan: COND_ACTUAL_CAL CAPACIDAD MAX 20190301 03/07/2019
RS = 9100
RS = 9879.6
RS = 9860
RS = 9840
RS = 9820
RS = 9800
RS = 9780
RS = 9760
RS = 9740
RS = 9720
RS = 9700
RS = 9680
.02
Legend
WS 100% Q ACT
WS 90% Q ACT
WS 80% Q ACT
WS 70% Q ACT
WS 60% Q ACT
WS 50% Q ACT
Ground
Bank Sta
Elevation (m)
Station (m)

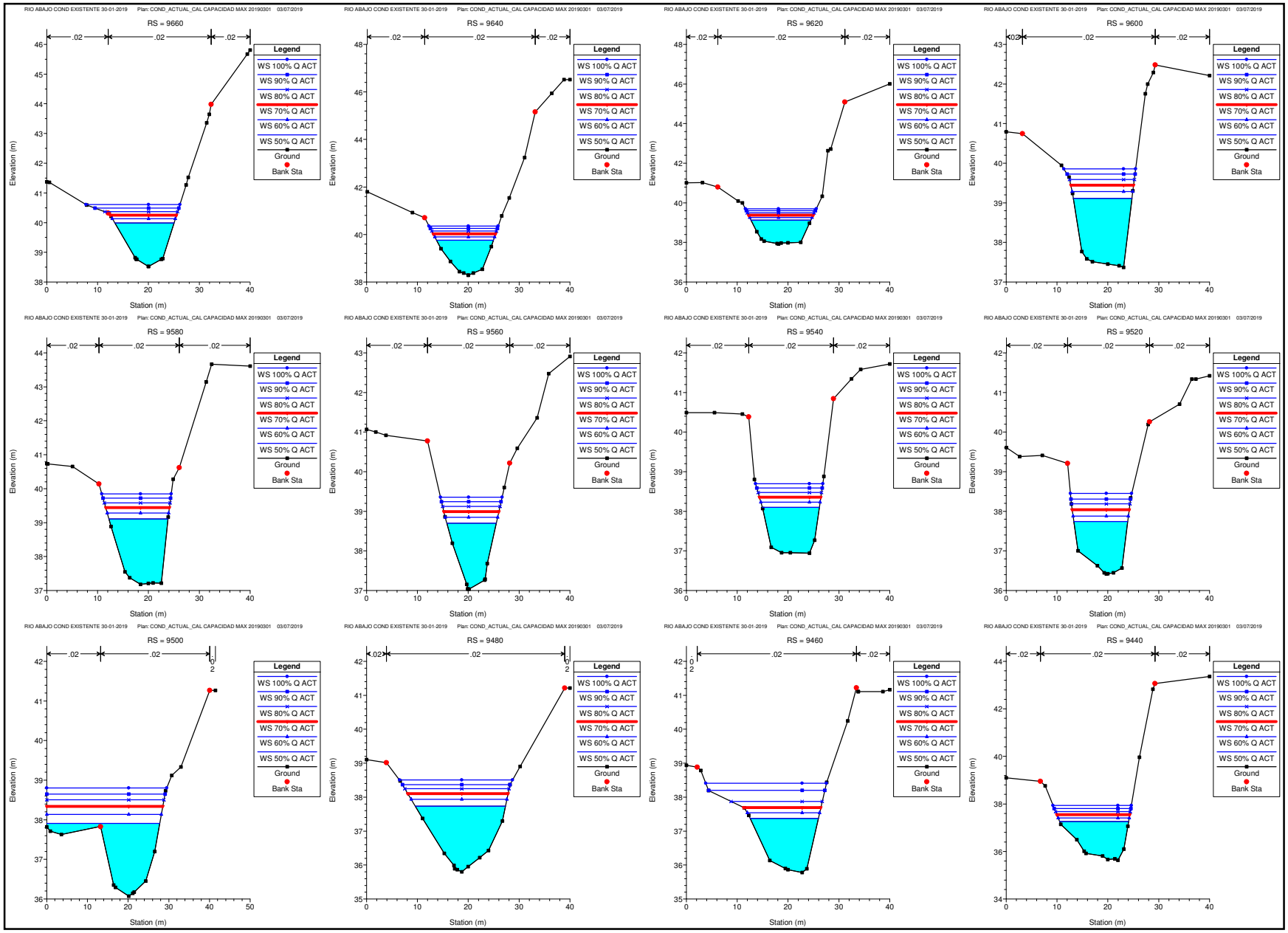
RIO ABAJO COND EXISTENTE 30-01-2019 Plan: COND_ACTUAL_CAL CAPACIDAD MAX 20190301 03/07/2019
RS = 9660
RS = 9640
RS = 9620
RS = 9600
RS = 9580
RS = 9560
RS = 9540
RS = 9520
RS = 9500
RS = 9480
RS = 9460
RS = 9440
Legend
WS 100% Q ACT
WS 90% Q ACT
WS 80% Q ACT
WS 70% Q ACT
WS 60% Q ACT
WS 50% Q ACT
Ground
Bank Sta
Elevation (m)
Station (m)

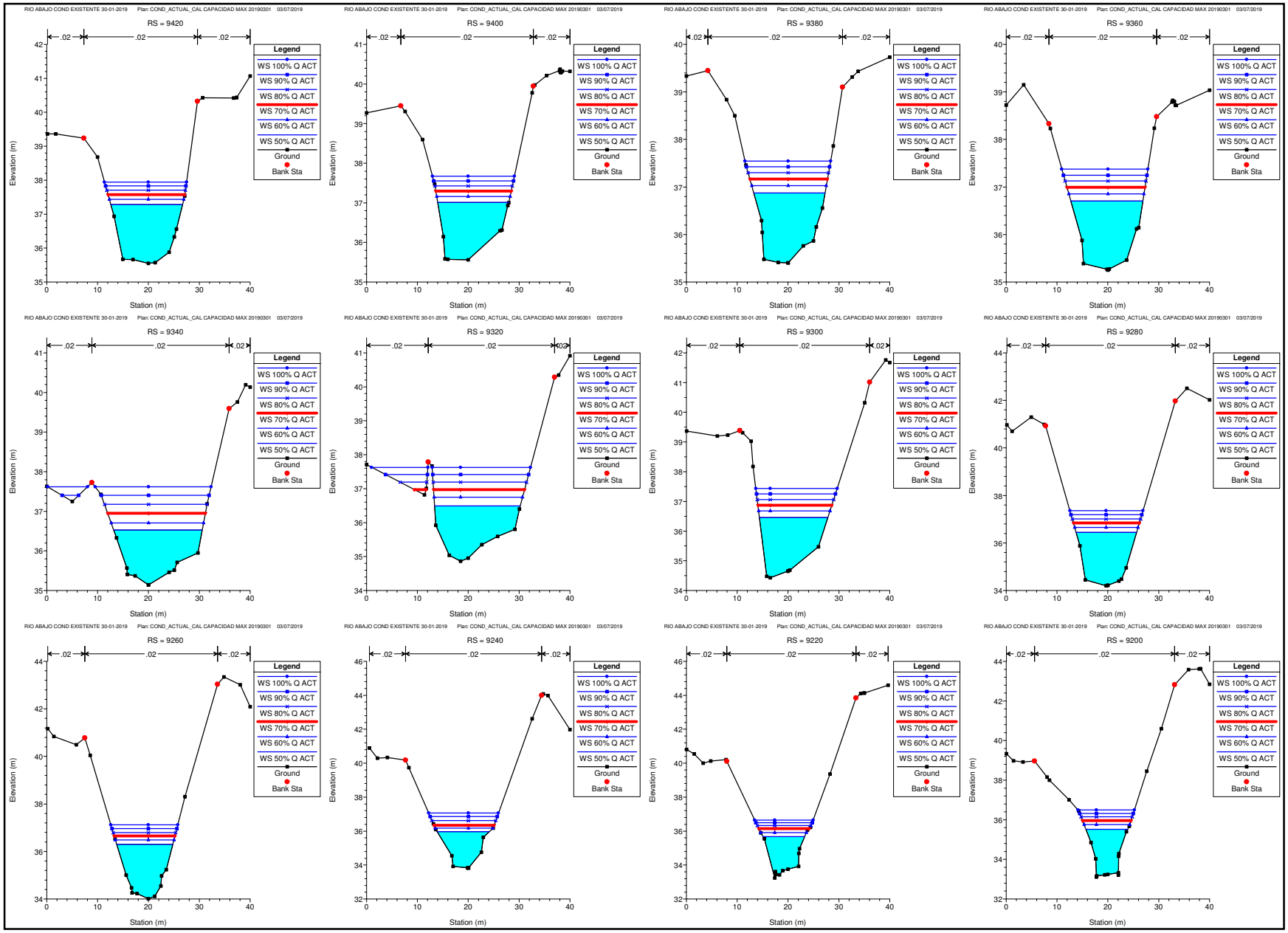
RIO ABAJO COND EXISTENTE 30-01-2019 Plan: COND_ACTUAL_CAL CAPACIDAD MAX 20190301 03/07/2019
RS = 9420
RS = 9400
RS = 9380
RS = 9360
RS = 9340
RS = 9320
RS = 9300
RS = 9280
RS = 9260
RS = 9240
RS = 9220
RS = 9200
.02
Legend
WS 100% Q ACT
WS 90% Q ACT
WS 80% Q ACT
WS 70% Q ACT
WS 60% Q ACT
WS 50% Q ACT
Ground
Bank Sta
Elevation (m)
Station (m)

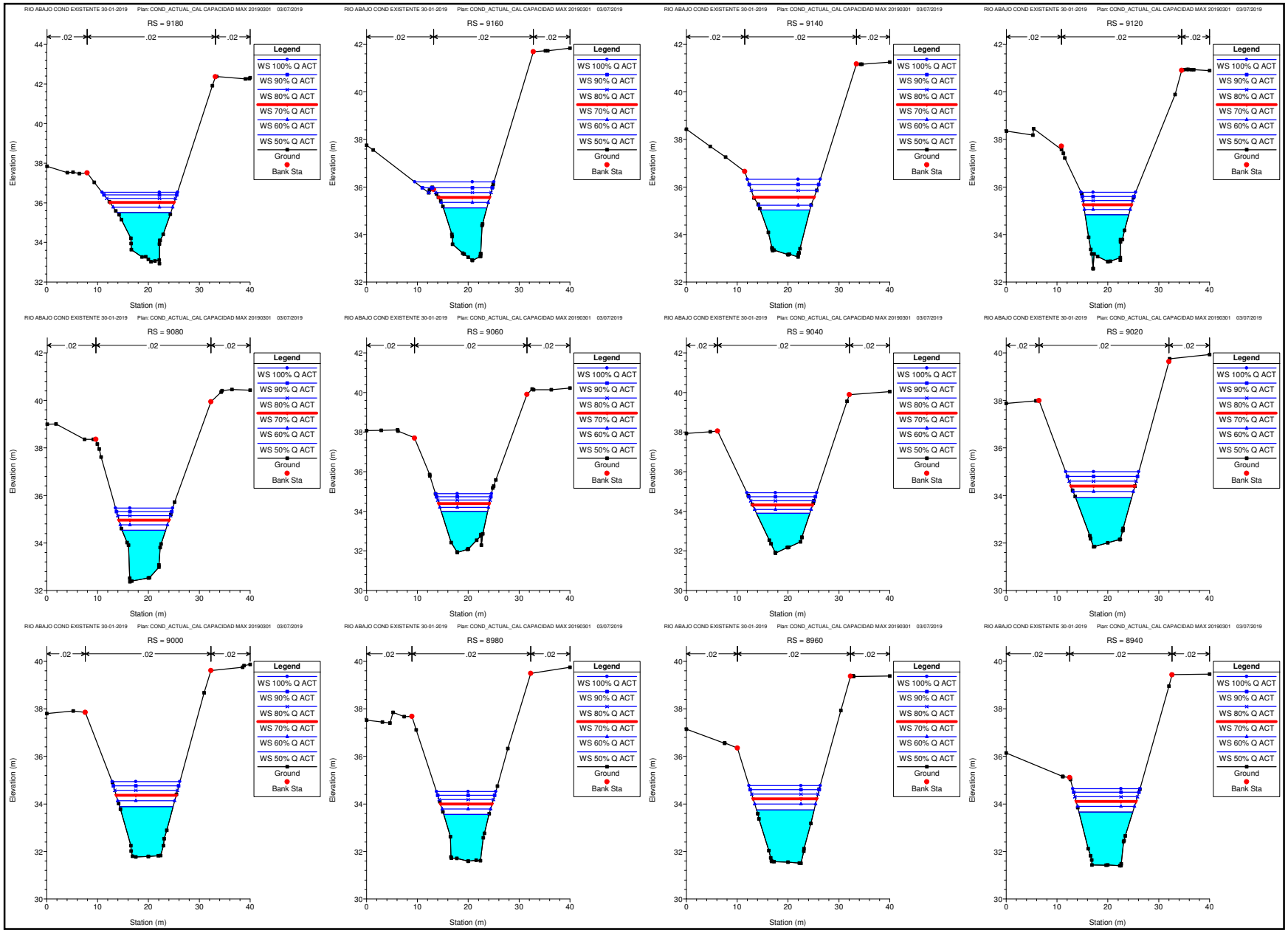
RIO ABAJO COND EXISTENTE 30-01-2019 Plan: COND_ACTUAL_CAL CAPACIDAD MAX 20190301 03/07/2019
RS = 9180
RS = 9160
RS = 9140
RS = 9120
RS = 9080
RS = 9060
RS = 9040
RS = 9020
RS = 9000
RS = 8980
RS = 8960
RS = 8940
.02
Legend
WS 100% Q ACT
WS 90% Q ACT
WS 80% Q ACT
WS 70% Q ACT
WS 60% Q ACT
WS 50% Q ACT
Ground
Bank Sta
Elevation (m)
Station (m)

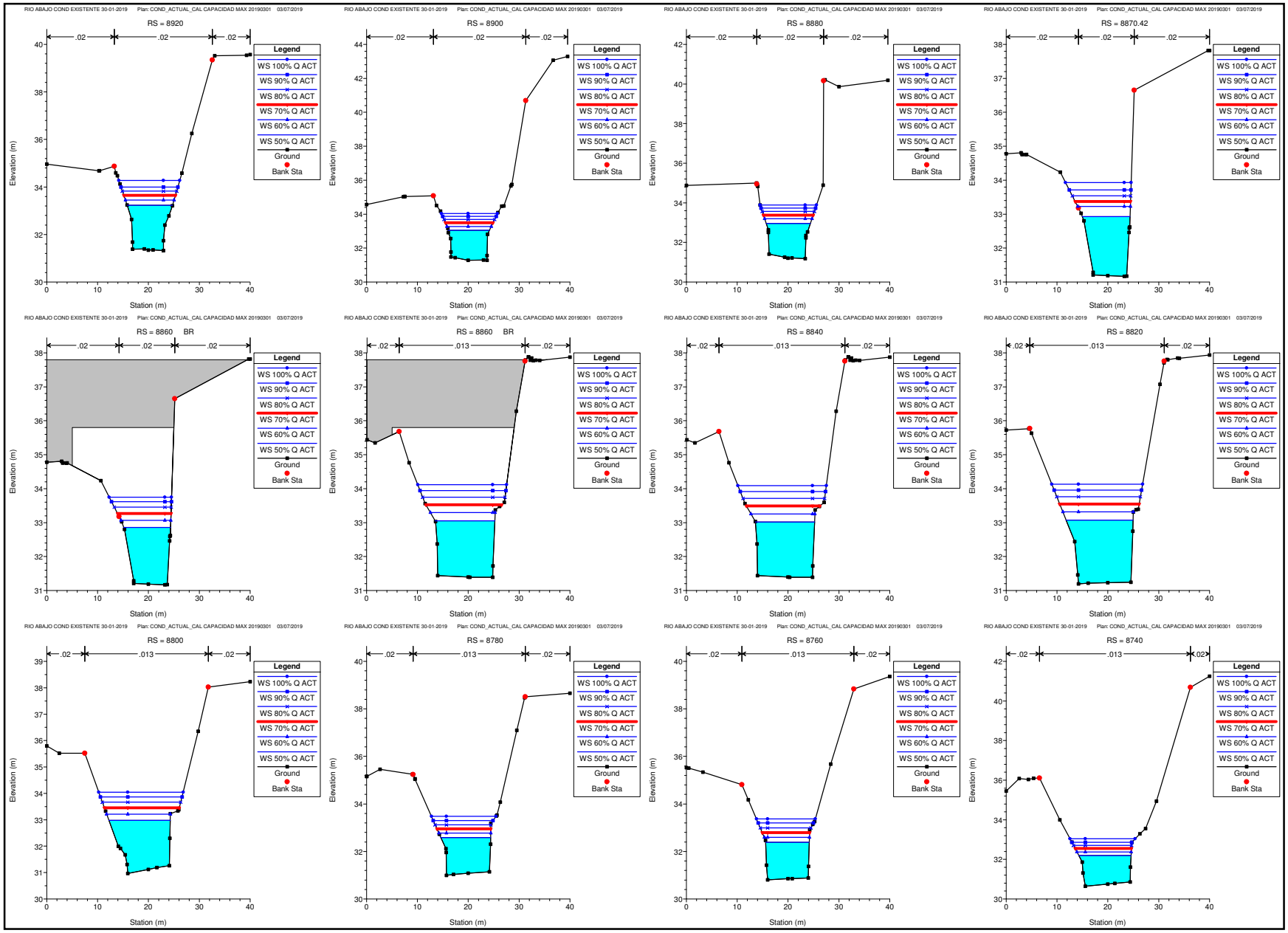
RIO ABAJO COND EXISTENTE 30-01-2019 Plan: COND_ACTUAL_CAL CAPACIDAD MAX 20190301 03/07/2019
RS = 8920
RS = 8900
RS = 8880
RS = 8870.42
RS = 8860 BR
RS = 8860 BR
RS = 8840
RS = 8820
RS = 8800
RS = 8780
RS = 8760
RS = 8740
.02
.013
Legend
WS 100% Q ACT
WS 90% Q ACT
WS 80% Q ACT
WS 70% Q ACT
WS 60% Q ACT
WS 50% Q ACT
Ground
Bank Sta
Elevation (m)
Station (m)

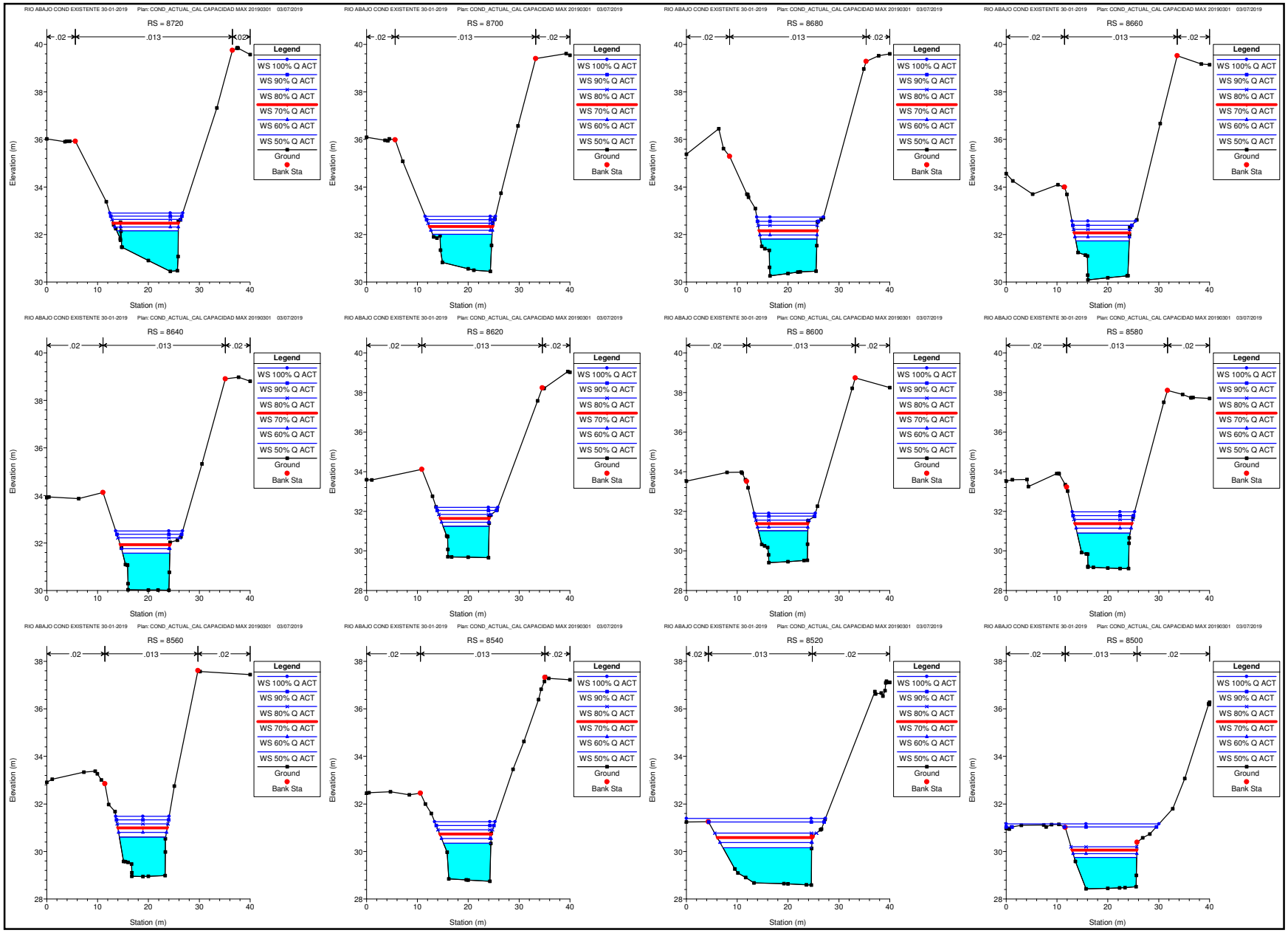
RIO ABAJO COND EXISTENTE 30-01-2019 Plan: COND_ACTUAL_CAL CAPACIDAD MAX 20190301 03/07/2019
RS = 8720
RS = 8700
RS = 8680
RS = 8660
RS = 8640
RS = 8620
RS = 8600
RS = 8580
RS = 8560
RS = 8540
RS = 8520
RS = 8500
.02
.013
Legend
WS 100% Q ACT
WS 90% Q ACT
WS 80% Q ACT
WS 70% Q ACT
WS 60% Q ACT
WS 50% Q ACT
Ground
Bank Sta
Elevation (m)
Station (m)

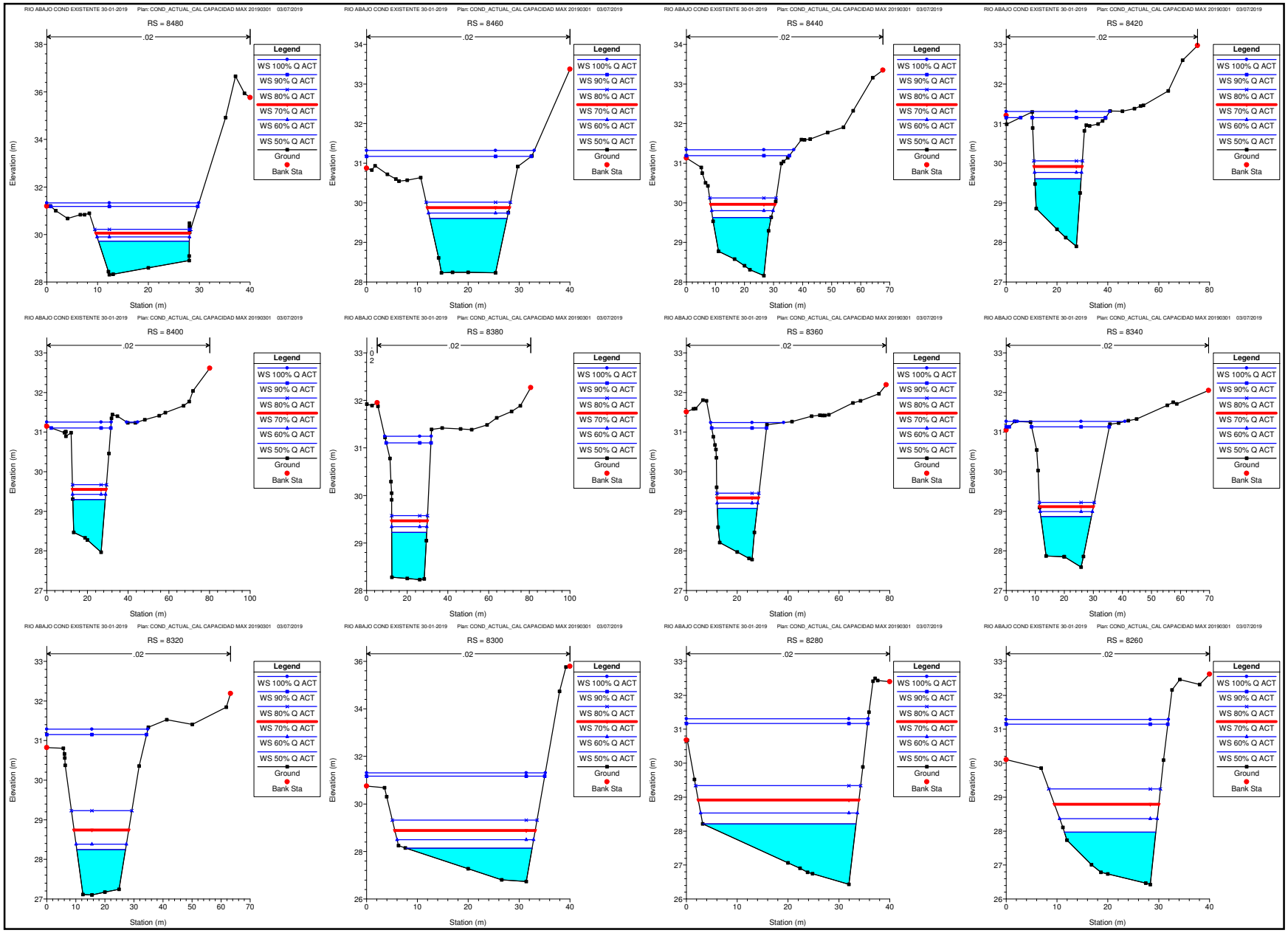
RIO ABAJO COND EXISTENTE 30-01-2019 Plan: COND_ACTUAL_CAL CAPACIDAD MAX 20190301 03/07/2019
RS = 8480
RS = 8460
RS = 8440
RS = 8420
RS = 8400
RS = 8380
RS = 8360
RS = 8340
RS = 8320
RS = 8300
RS = 8280
RS = 8260
.02
Legend
WS 100% Q ACT
WS 90% Q ACT
WS 80% Q ACT
WS 70% Q ACT
WS 60% Q ACT
WS 50% Q ACT
Ground
Bank Sta
Elevation (m)
Station (m)

RIO ABAJO COND EXISTENTE 30-01-2019 Plan: COND_ACTUAL_CAL CAPACIDAD MAX 20190301 03/07/2019

RS = 8240

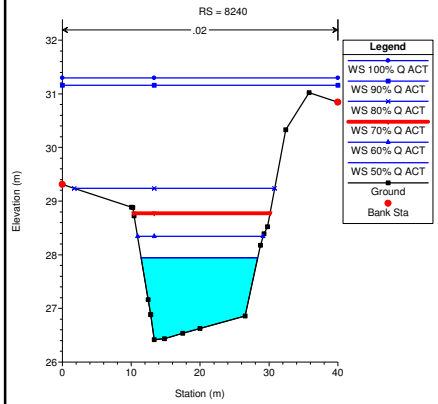

RIO ABAJO COND EXISTENTE 30-01-2019 Plan: COND_ACTUAL_CAL CAPACIDAD MAX 20190301 03/07/2019

RS = 8220

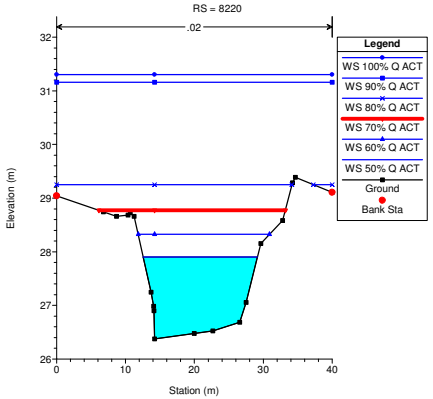

RIO ABAJO COND EXISTENTE 30-01-2019 Plan: COND_ACTUAL_CAL CAPACIDAD MAX 20190301 03/07/2019

RS = 8200

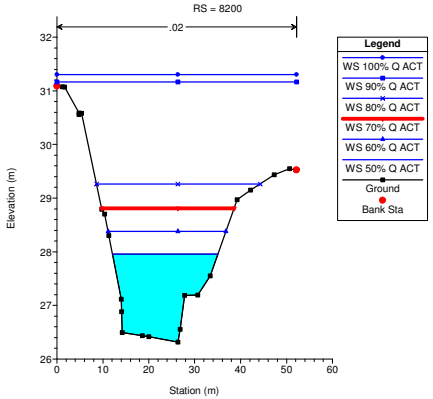

RIO ABAJO COND EXISTENTE 30-01-2019 Plan: COND_ACTUAL_CAL CAPACIDAD MAX 20190301 03/07/2019

RS = 8180

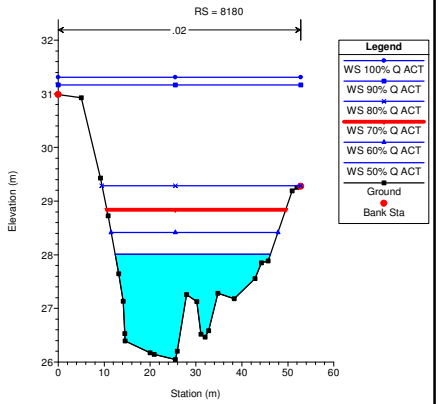

RIO ABAJO COND EXISTENTE 30-01-2019 Plan: COND_ACTUAL_CAL CAPACIDAD MAX 20190301 03/07/2019

RS = 8160

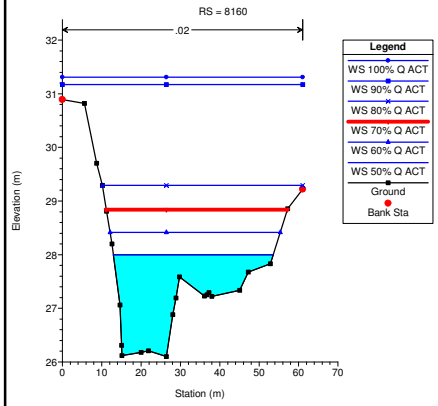

RIO ABAJO COND EXISTENTE 30-01-2019 Plan: COND_ACTUAL_CAL CAPACIDAD MAX 20190301 03/07/2019

RS = 8140

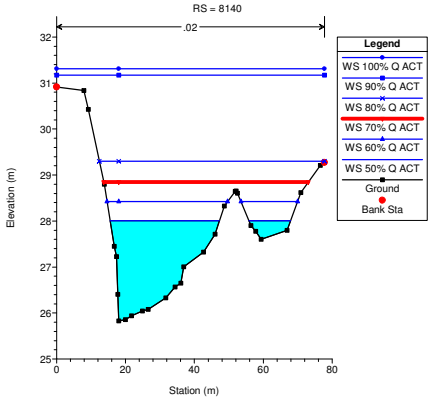

RIO ABAJO COND EXISTENTE 30-01-2019 Plan: COND_ACTUAL_CAL CAPACIDAD MAX 20190301 03/07/2019

RS = 8120

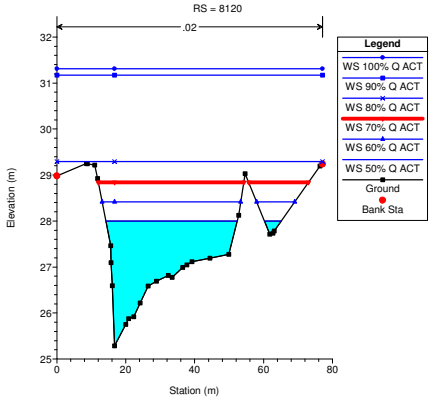

RIO ABAJO COND EXISTENTE 30-01-2019 Plan: COND_ACTUAL_CAL CAPACIDAD MAX 20190301 03/07/2019

RS = 8100

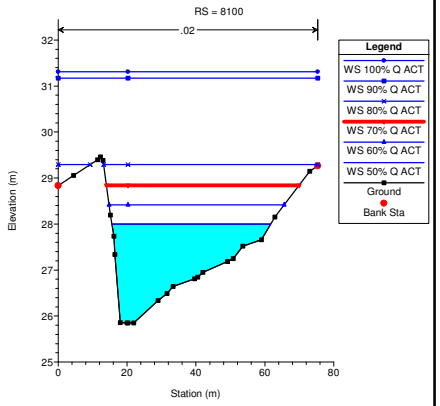

RIO ABAJO COND EXISTENTE 30-01-2019 Plan: COND_ACTUAL_CAL CAPACIDAD MAX 20190301 03/07/2019

RS = 8080

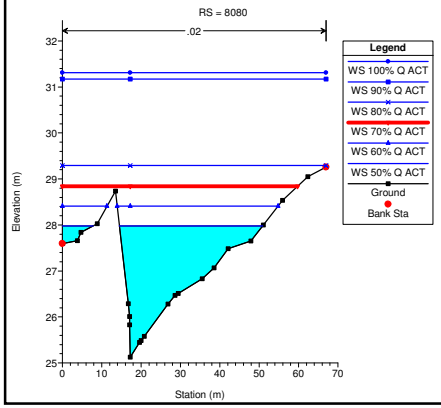

RIO ABAJO COND EXISTENTE 30-01-2019 Plan: COND_ACTUAL_CAL CAPACIDAD MAX 20190301 03/07/2019

RS = 8060

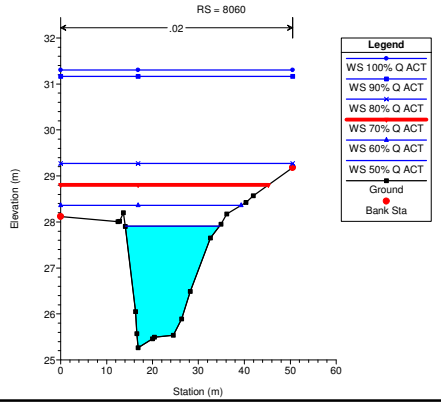

RIO ABAJO COND EXISTENTE 30-01-2019 Plan: COND_ACTUAL_CAL CAPACIDAD MAX 20190301 03/07/2019

RS = 8040

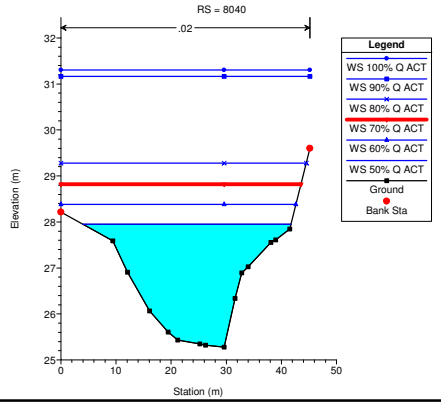

RIO ABAJO COND EXISTENTE 30-01-2019 Plan: COND_ACTUAL_CAL CAPACIDAD MAX 20190301 03/07/2019

RS = 8020

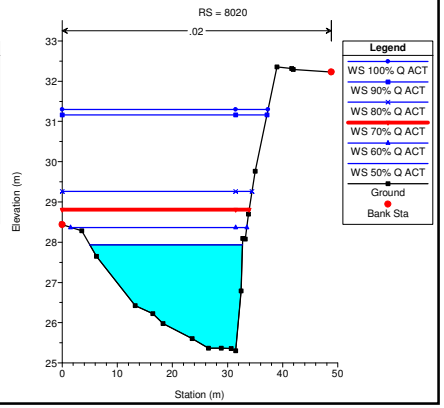

RIO ABAJO COND EXISTENTE 30-01-2019 Plan: COND_ACTUAL_CAL CAPACIDAD MAX 20190301 03/07/2019

RS = 8000

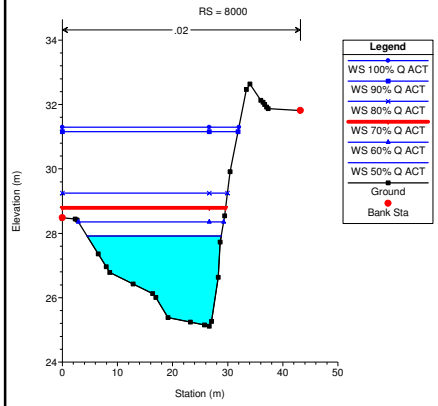

RIO ABAJO COND EXISTENTE 30-01-2019 Plan: COND_ACTUAL_CAL CAPACIDAD MAX 20190301 03/07/2019

RS = 7980

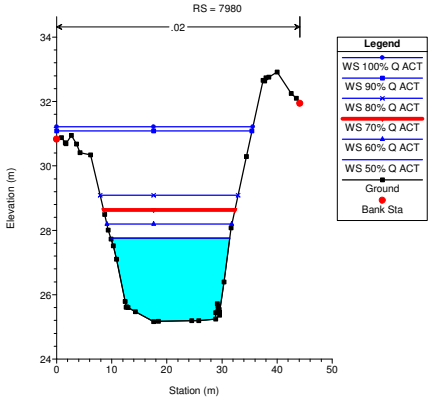

RIO ABAJO COND EXISTENTE 30-01-2019 Plan: COND_ACTUAL_CAL CAPACIDAD MAX 20190301 03/07/2019

RS = 7960

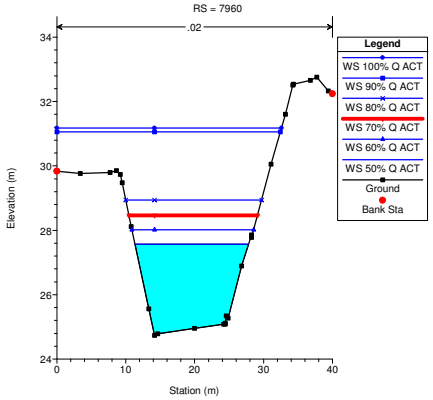

RIO ABAJO COND EXISTENTE 30-01-2019 Plan: COND_ACTUAL_CAL CAPACIDAD MAX 20190301 03/07/2019

RS = 7940

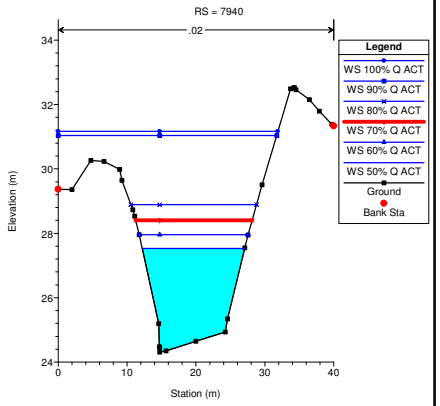

RIO ABAJO COND EXISTENTE 30-01-2019 Plan: COND_ACTUAL_CAL CAPACIDAD MAX 20190301 03/07/2019

RS = 7920

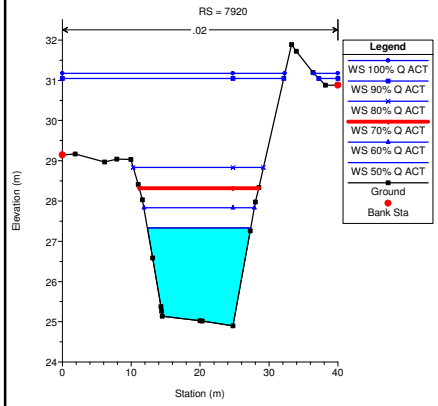

RIO ABAJO COND EXISTENTE 30-01-2019 Plan: COND_ACTUAL_CAL CAPACIDAD MAX 20190301 03/07/2019

RS = 7900

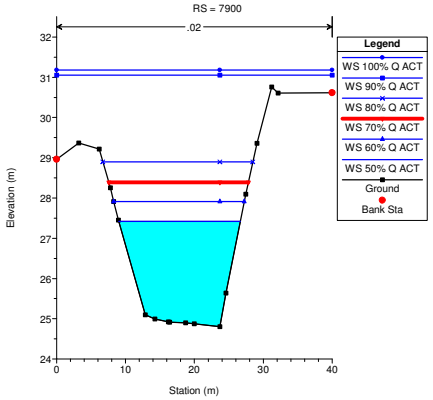

RIO ABAJO COND EXISTENTE 30-01-2019 Plan: COND_ACTUAL_CAL CAPACIDAD MAX 20190301 03/07/2019

RS = 7890.75

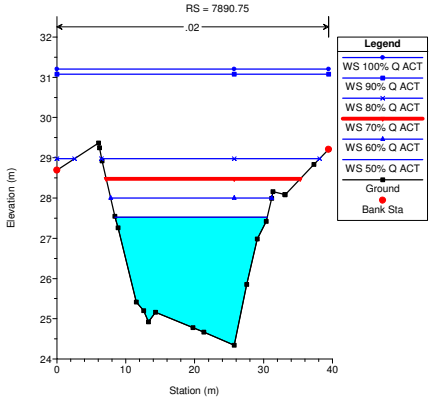

RIO ABAJO COND EXISTENTE 30-01-2019 Plan: COND_ACTUAL_CAL CAPACIDAD MAX 20190301 03/07/2019

RS = 7885 BR

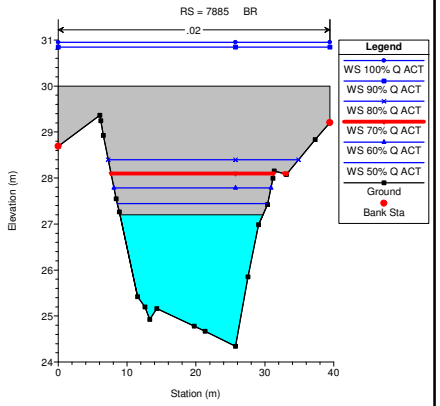

RIO ABAJO COND EXISTENTE 30-01-2019 Plan: COND_ACTUAL_CAL CAPACIDAD MAX 20190301 03/07/2019

RS = 7885 BR

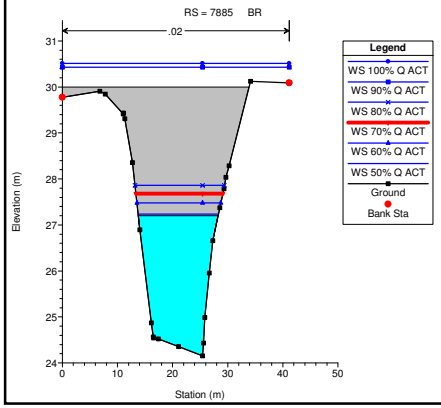

RIO ABAJO COND EXISTENTE 30-01-2019 Plan: COND_ACTUAL_CAL CAPACIDAD MAX 20190301 03/07/2019

RS = 7860

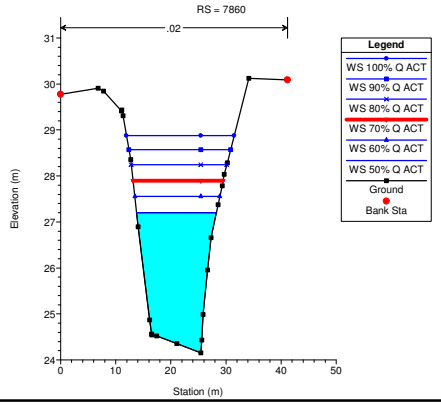

RIO ABAJO COND EXISTENTE 30-01-2019 Plan: COND_ACTUAL_CAL CAPACIDAD MAX 20190301 03/07/2019

RS = 7840

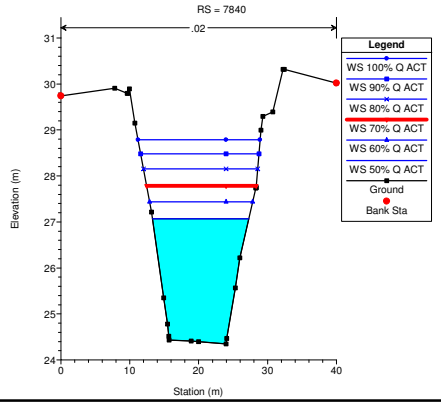

RIO ABAJO COND EXISTENTE 30-01-2019 Plan: COND_ACTUAL_CAL CAPACIDAD MAX 20190301 03/07/2019

RS = 7820

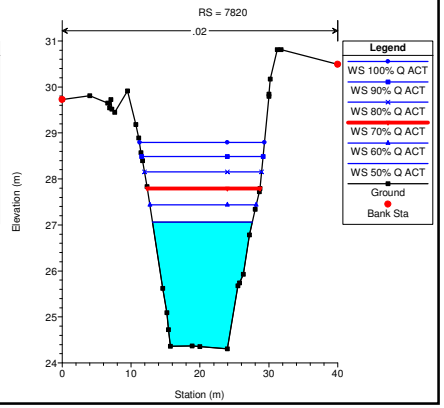

RIO ABAJO COND EXISTENTE 30-01-2019 Plan: COND_ACTUAL_CAL CAPACIDAD MAX 20190301 03/07/2019

RS = 7800

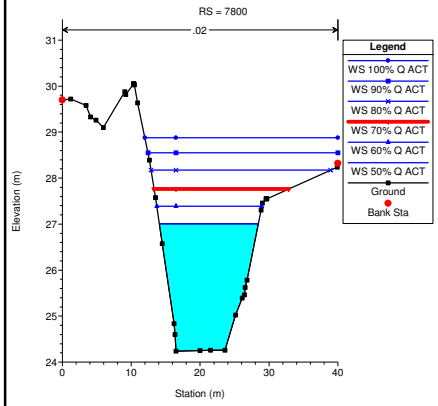

RIO ABAJO COND EXISTENTE 30-01-2019 Plan: COND_ACTUAL_CAL CAPACIDAD MAX 20190301 03/07/2019

RS = 7780

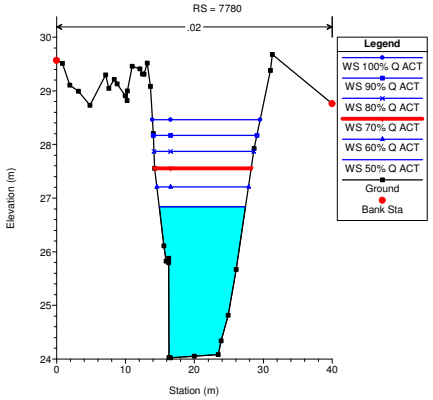

RIO ABAJO COND EXISTENTE 30-01-2019 Plan: COND_ACTUAL_CAL CAPACIDAD MAX 20190301 03/07/2019

RS = 7760

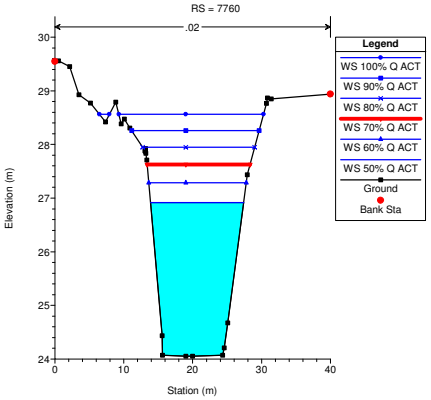

RIO ABAJO COND EXISTENTE 30-01-2019 Plan: COND_ACTUAL_CAL CAPACIDAD MAX 20190301 03/07/2019

RS = 7740

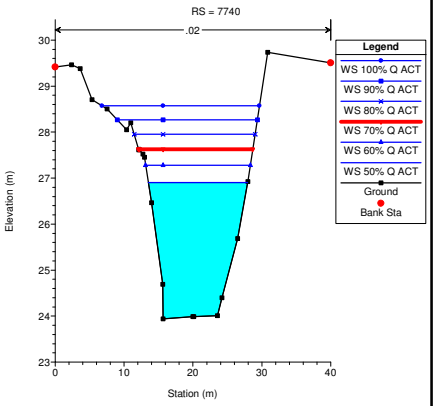

RIO ABAJO COND EXISTENTE 30-01-2019 Plan: COND_ACTUAL_CAL CAPACIDAD MAX 20190301 03/07/2019

RS = 7720

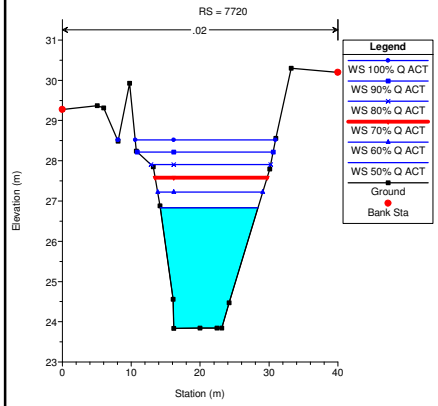

RIO ABAJO COND EXISTENTE 30-01-2019 Plan: COND_ACTUAL_CAL CAPACIDAD MAX 20190301 03/07/2019

RS = 7700

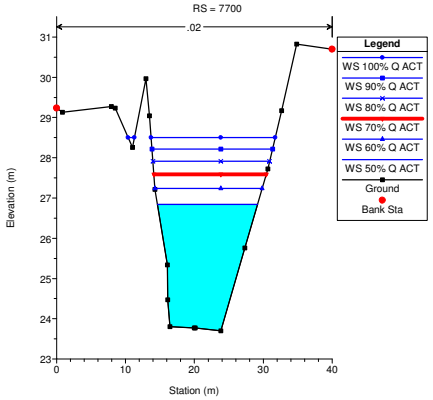

RIO ABAJO COND EXISTENTE 30-01-2019 Plan: COND_ACTUAL_CAL CAPACIDAD MAX 20190301 03/07/2019

RS = 7680

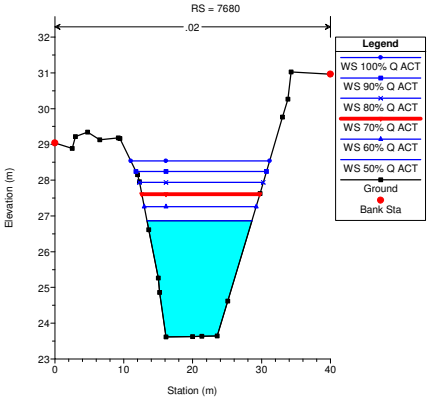

RIO ABAJO COND EXISTENTE 30-01-2019 Plan: COND_ACTUAL_CAL CAPACIDAD MAX 20190301 03/07/2019

RS = 7660

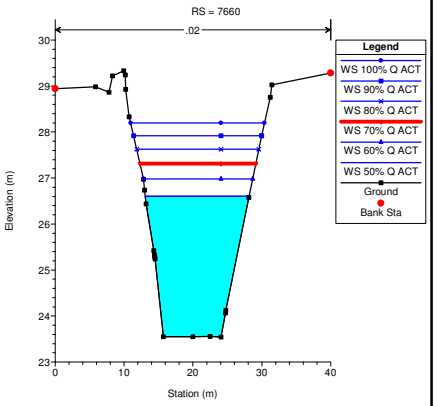

RIO ABAJO COND EXISTENTE 30-01-2019 Plan: COND_ACTUAL_CAL CAPACIDAD MAX 20190301 03/07/2019

RS = 7640

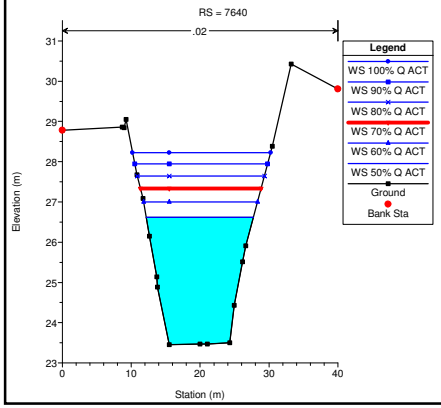

RIO ABAJO COND EXISTENTE 30-01-2019 Plan: COND_ACTUAL_CAL CAPACIDAD MAX 20190301 03/07/2019

RS = 7620

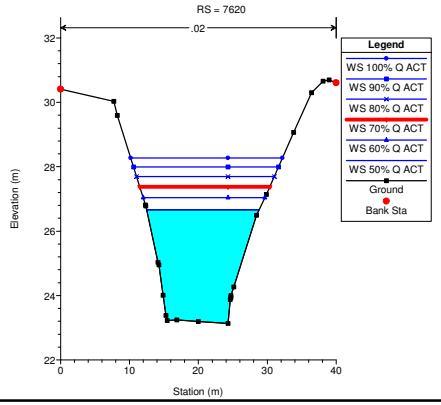

RIO ABAJO COND EXISTENTE 30-01-2019 Plan: COND_ACTUAL_CAL CAPACIDAD MAX 20190301 03/07/2019

RS = 7600

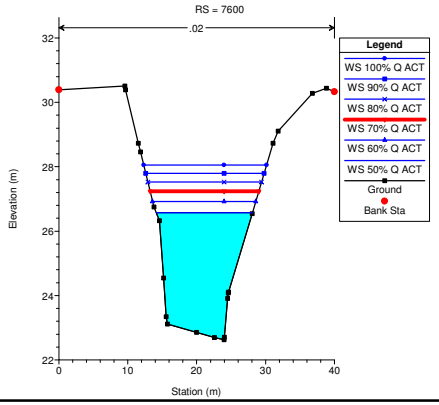

RIO ABAJO COND EXISTENTE 30-01-2019 Plan: COND_ACTUAL_CAL CAPACIDAD MAX 20190301 03/07/2019

RS = 7580

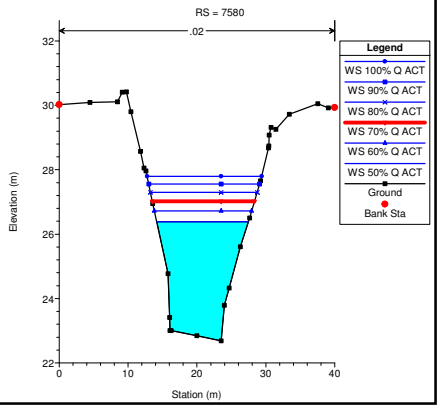

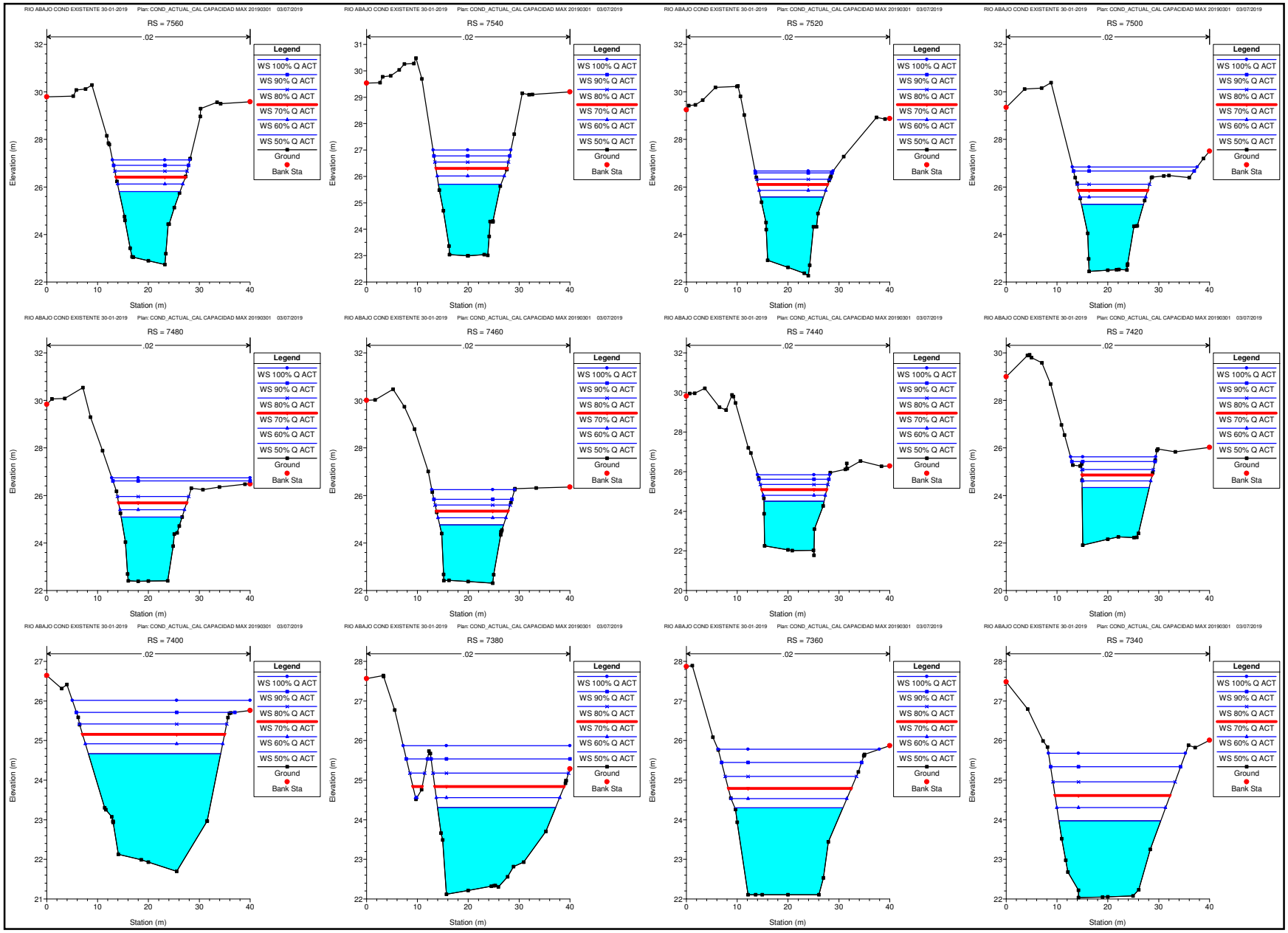
RIO ABAJO COND EXISTENTE 30-01-2019 Plan: COND_ACTUAL_CAL CAPACIDAD MAX 20190301 03/07/2019
RS = 7560
RS = 7540
RS = 7520
RS = 7500
RS = 7480
RS = 7460
RS = 7440
RS = 7420
RS = 7400
RS = 7380
RS = 7360
RS = 7340
.02
Legend
WS 100% Q ACT
WS 90% Q ACT
WS 80% Q ACT
WS 70% Q ACT
WS 60% Q ACT
WS 50% Q ACT
Ground
Bank Sta
Elevation (m)
Station (m)

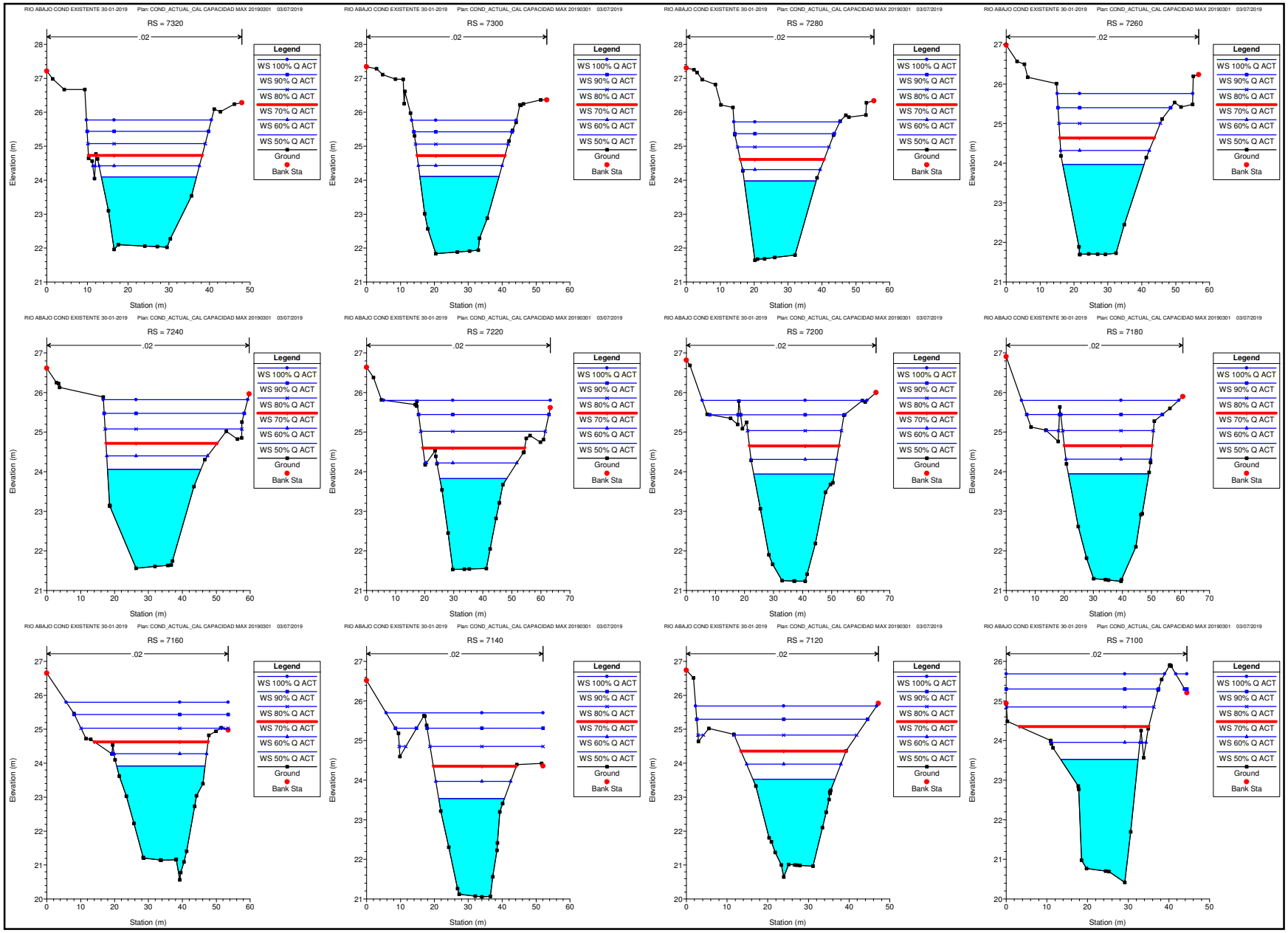
RIO ABAJO COND EXISTENTE 30-01-2019 Plan: COND_ACTUAL_CAL CAPACIDAD MAX 20190301 03/07/2019
RS = 7320
RS = 7300
RS = 7280
RS = 7260
RS = 7240
RS = 7220
RS = 7200
RS = 7180
RS = 7160
RS = 7140
RS = 7120
RS = 7100
.02
Legend
WS 100% Q ACT
WS 90% Q ACT
WS 80% Q ACT
WS 70% Q ACT
WS 60% Q ACT
WS 50% Q ACT
Ground
Bank Sta
Elevation (m)
Station (m)

RIO ABAJO COND EXISTENTE 30-01-2019 Plan: COND_ACTUAL_CAL CAPACIDAD MAX 20190301 03/07/2019

RS = 7080

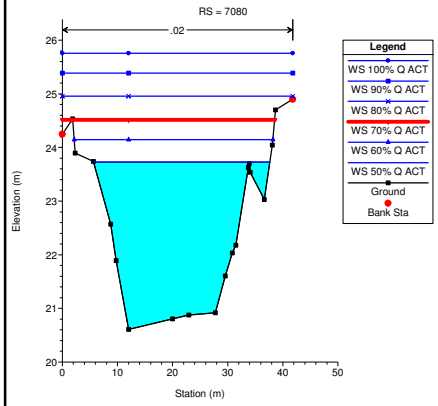

RIO ABAJO COND EXISTENTE 30-01-2019 Plan: COND_ACTUAL_CAL CAPACIDAD MAX 20190301 03/07/2019

RS = 7060

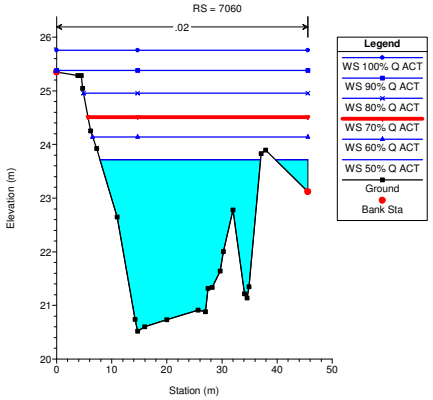

RIO ABAJO COND EXISTENTE 30-01-2019 Plan: COND_ACTUAL_CAL CAPACIDAD MAX 20190301 03/07/2019

RS = 7040

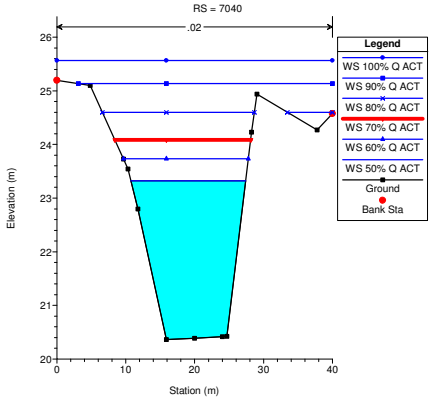

RIO ABAJO COND EXISTENTE 30-01-2019 Plan: COND_ACTUAL_CAL CAPACIDAD MAX 20190301 03/07/2019

RS = 7020

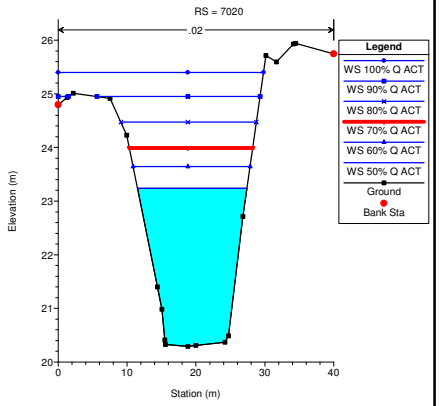

RIO ABAJO COND EXISTENTE 30-01-2019 Plan: COND_ACTUAL_CAL CAPACIDAD MAX 20190301 03/07/2019

RS = 7000

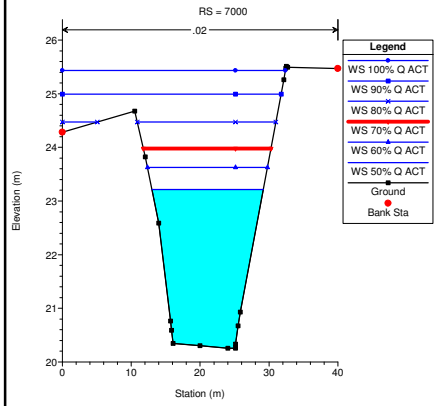

RIO ABAJO COND EXISTENTE 30-01-2019 Plan: COND_ACTUAL_CAL CAPACIDAD MAX 20190301 03/07/2019

RS = 6980 BR

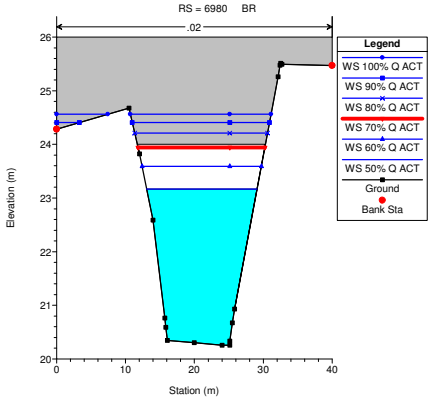

RIO ABAJO COND EXISTENTE 30-01-2019 Plan: COND_ACTUAL_CAL CAPACIDAD MAX 20190301 03/07/2019

RS = 6980 BR

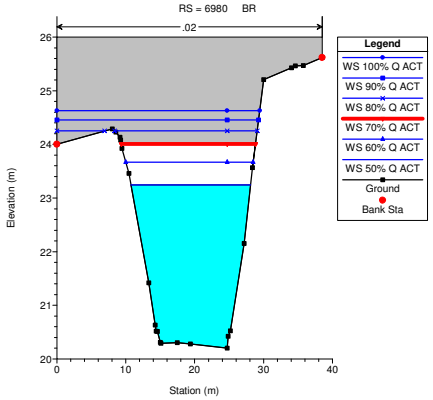

RIO ABAJO COND EXISTENTE 30-01-2019 Plan: COND_ACTUAL_CAL CAPACIDAD MAX 20190301 03/07/2019

RS = 6970

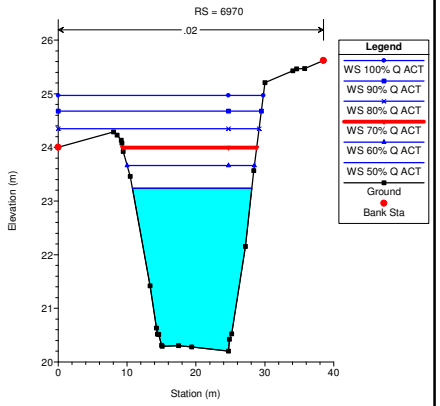

RIO ABAJO COND EXISTENTE 30-01-2019 Plan: COND_ACTUAL_CAL CAPACIDAD MAX 20190301 03/07/2019

RS = 6960

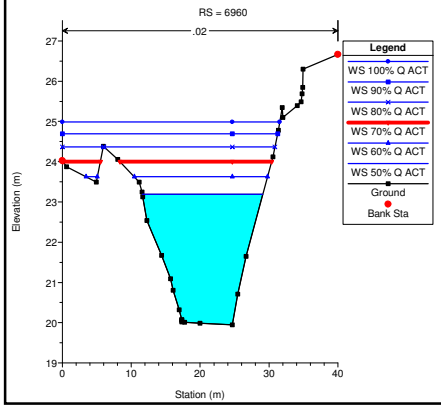

RIO ABAJO COND EXISTENTE 30-01-2019 Plan: COND_ACTUAL_CAL CAPACIDAD MAX 20190301 03/07/2019

RS = 6940

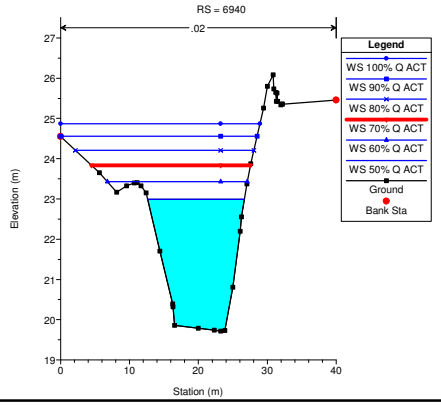

RIO ABAJO COND EXISTENTE 30-01-2019 Plan: COND_ACTUAL_CAL CAPACIDAD MAX 20190301 03/07/2019

RS = 6920

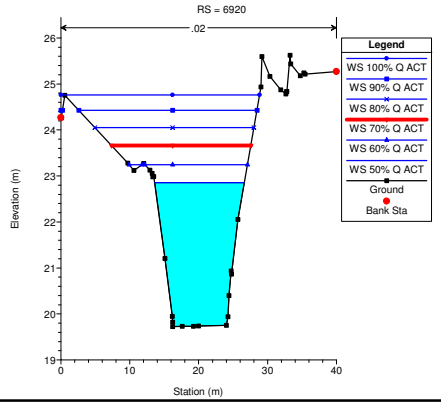

RIO ABAJO COND EXISTENTE 30-01-2019 Plan: COND_ACTUAL_CAL CAPACIDAD MAX 20190301 03/07/2019

RS = 6900

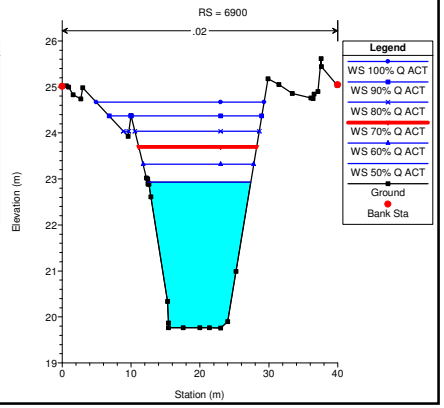

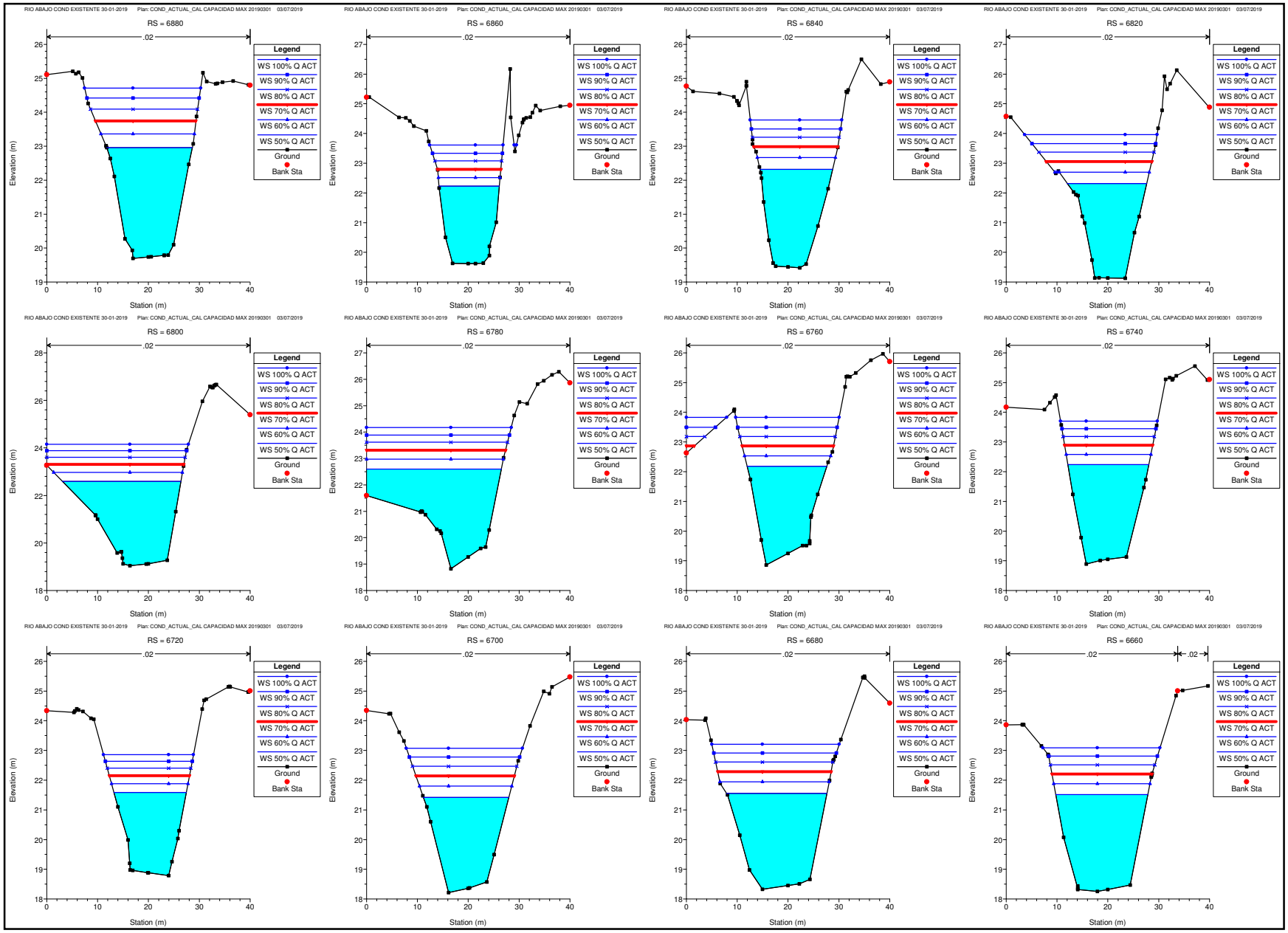
RIO ABAJO COND EXISTENTE 30-01-2019 Plan: COND_ACTUAL_CAL CAPACIDAD MAX 20190301 03/07/2019
RS = 6880
RS = 6860
RS = 6840
RS = 6820
RS = 6800
RS = 6780
RS = 6760
RS = 6740
RS = 6720
RS = 6700
RS = 6680
RS = 6660
.02
Legend
WS 100% Q ACT
WS 90% Q ACT
WS 80% Q ACT
WS 70% Q ACT
WS 60% Q ACT
WS 50% Q ACT
Ground
Bank Sta
Elevation (m)
Station (m)

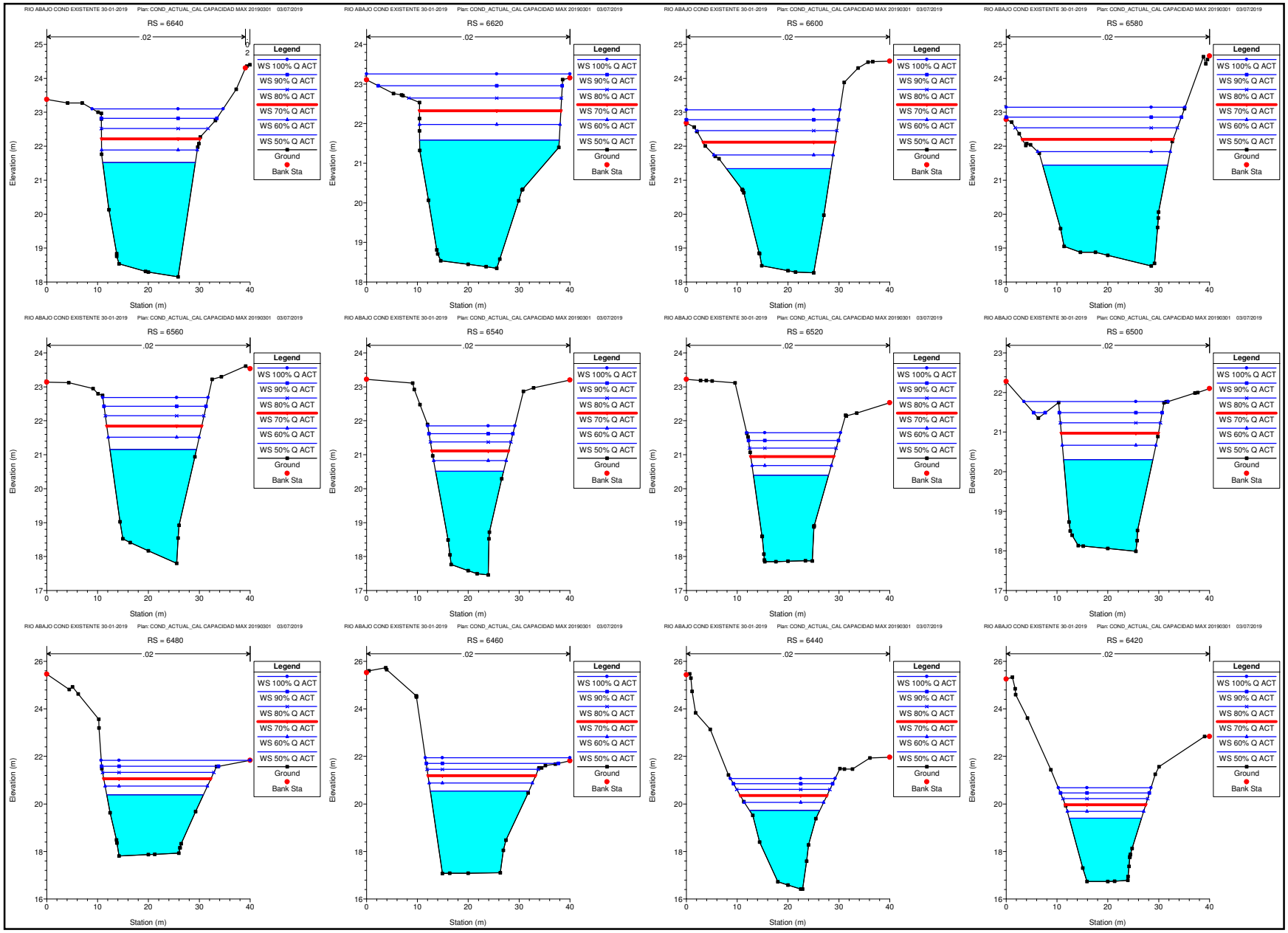
RIO ABAJO COND EXISTENTE 30-01-2019 Plan: COND_ACTUAL_CAL CAPACIDAD MAX 20190301 03/07/2019
RS = 6640
RS = 6620
RS = 6600
RS = 6580
RS = 6560
RS = 6540
RS = 6520
RS = 6500
RS = 6480
RS = 6460
RS = 6440
RS = 6420
.02
Legend
WS 100% Q ACT
WS 90% Q ACT
WS 80% Q ACT
WS 70% Q ACT
WS 60% Q ACT
WS 50% Q ACT
Ground
Bank Sta
Elevation (m)
Station (m)

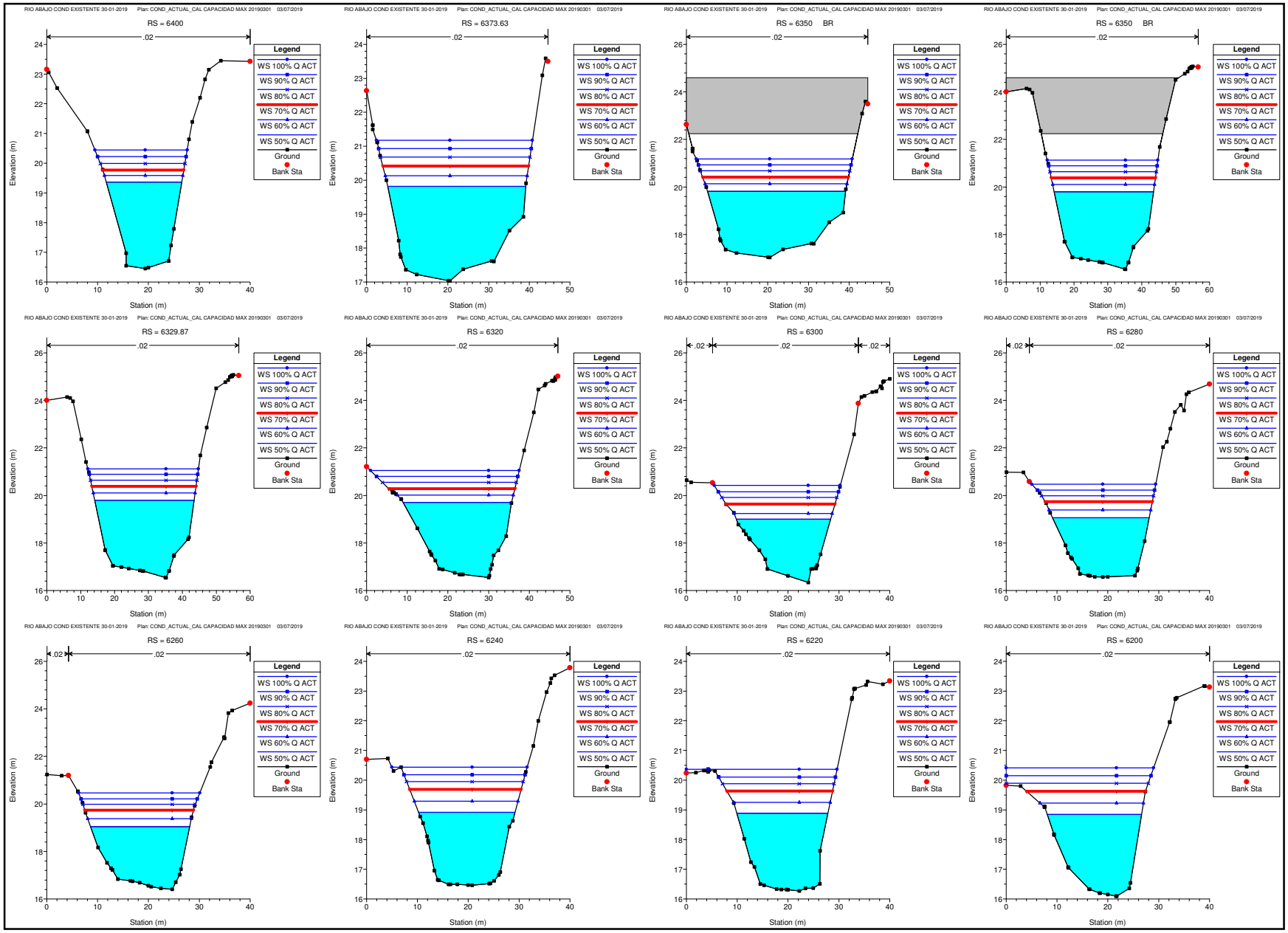
RIO ABAJO COND EXISTENTE 30-01-2019 Plan: COND_ACTUAL_CAL CAPACIDAD MAX 20190301 03/07/2019
RS = 6400
RS = 6373.63
RS = 6350 BR
RS = 6350 BR
RS = 6329.87
RS = 6320
RS = 6300
RS = 6280
RS = 6260
RS = 6240
RS = 6220
RS = 6200
.02
Legend
WS 100% Q ACT
WS 90% Q ACT
WS 80% Q ACT
WS 70% Q ACT
WS 60% Q ACT
WS 50% Q ACT
Ground
Bank Sta
Elevation (m)
Station (m)

RIO ABAJO COND EXISTENTE 30-01-2019 Plan: COND_ACTUAL_CAL CAPACIDAD MAX 20190301 03/07/2019

RS = 6180

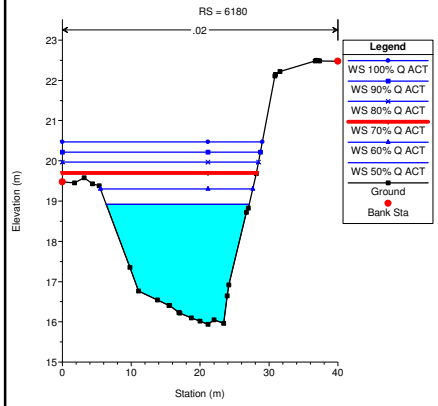

RIO ABAJO COND EXISTENTE 30-01-2019 Plan: COND_ACTUAL_CAL CAPACIDAD MAX 20190301 03/07/2019

RS = 6160

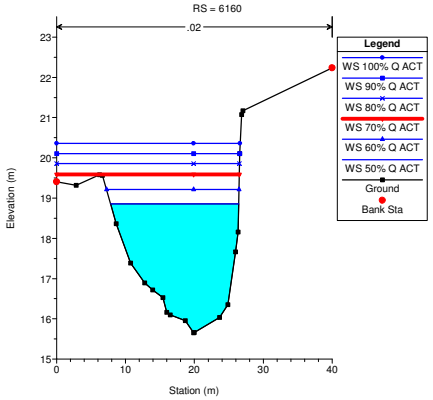

RIO ABAJO COND EXISTENTE 30-01-2019 Plan: COND_ACTUAL_CAL CAPACIDAD MAX 20190301 03/07/2019

RS = 6140

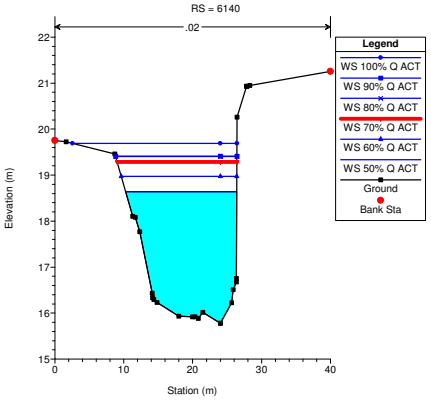

RIO ABAJO COND EXISTENTE 30-01-2019 Plan: COND_ACTUAL_CAL CAPACIDAD MAX 20190301 03/07/2019

RS = 6120

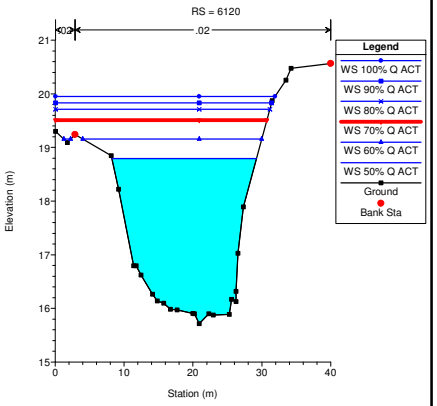

RIO ABAJO COND EXISTENTE 30-01-2019 Plan: COND_ACTUAL_CAL CAPACIDAD MAX 20190301 03/07/2019

RS = 6100

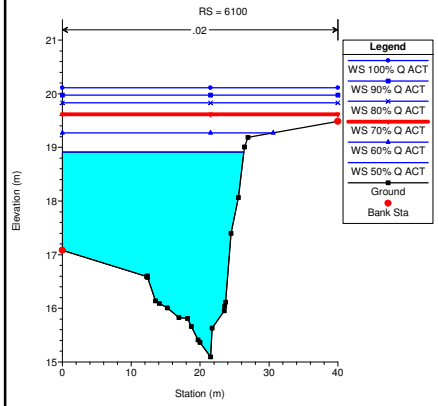

RIO ABAJO COND EXISTENTE 30-01-2019 Plan: COND_ACTUAL_CAL CAPACIDAD MAX 20190301 03/07/2019

RS = 6080

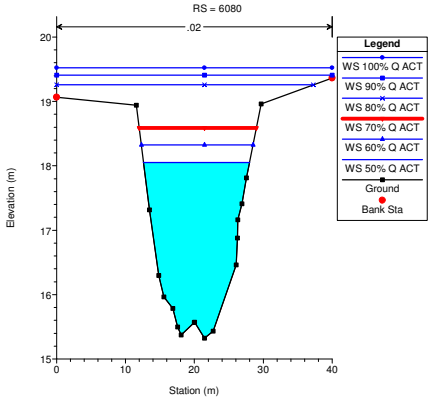

RIO ABAJO COND EXISTENTE 30-01-2019 Plan: COND_ACTUAL_CAL CAPACIDAD MAX 20190301 03/07/2019

RS = 6060

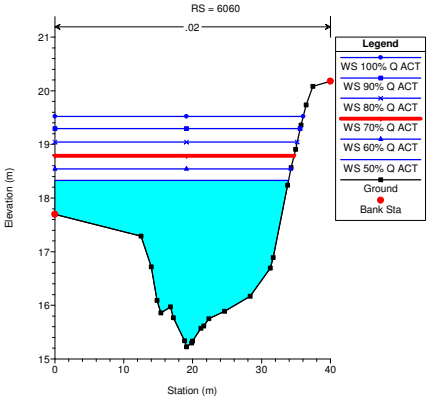

RIO ABAJO COND EXISTENTE 30-01-2019 Plan: COND_ACTUAL_CAL CAPACIDAD MAX 20190301 03/07/2019

RS = 6040

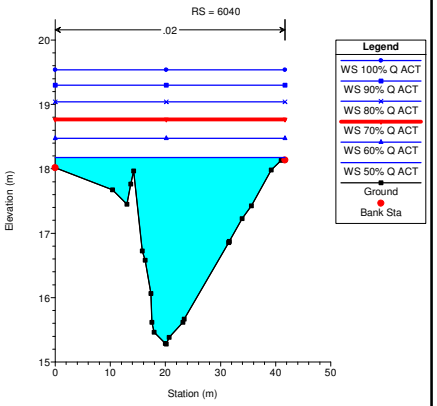

RIO ABAJO COND EXISTENTE 30-01-2019 Plan: COND_ACTUAL_CAL CAPACIDAD MAX 20190301 03/07/2019

RS = 6020

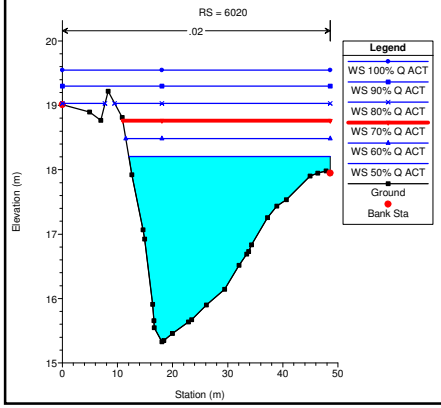

RIO ABAJO COND EXISTENTE 30-01-2019 Plan: COND_ACTUAL_CAL CAPACIDAD MAX 20190301 03/07/2019

RS = 6000

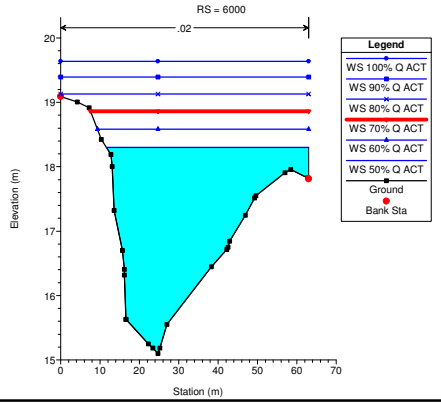

RIO ABAJO COND EXISTENTE 30-01-2019 Plan: COND_ACTUAL_CAL CAPACIDAD MAX 20190301 03/07/2019

RS = 5980

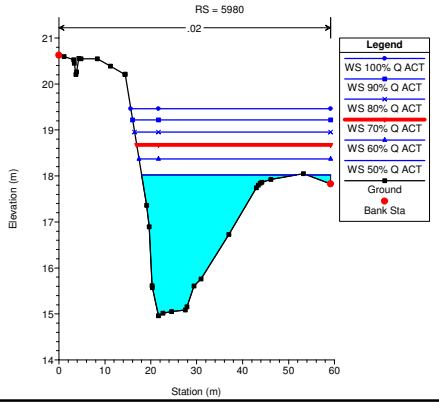

RIO ABAJO COND EXISTENTE 30-01-2019 Plan: COND_ACTUAL_CAL CAPACIDAD MAX 20190301 03/07/2019

RS = 5960

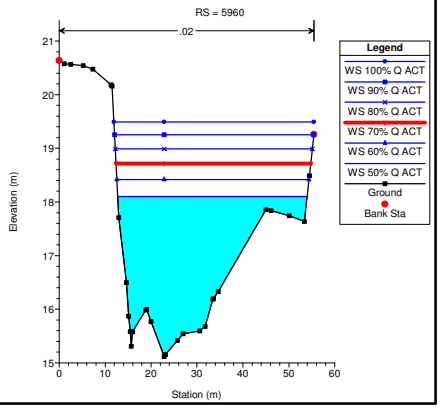

RIO ABAJO COND EXISTENTE 30-01-2019 Plan: COND_ACTUAL_CAL CAPACIDAD MAX 20190301 03/07/2019

RS = 5940

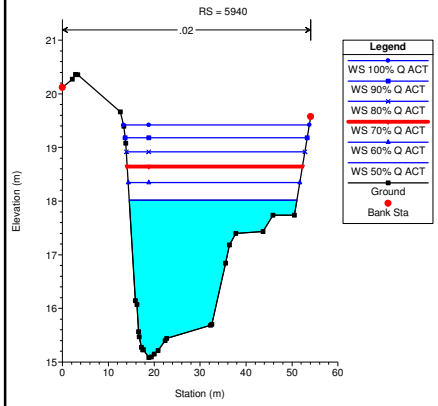

RIO ABAJO COND EXISTENTE 30-01-2019 Plan: COND_ACTUAL_CAL CAPACIDAD MAX 20190301 03/07/2019

RS = 5920

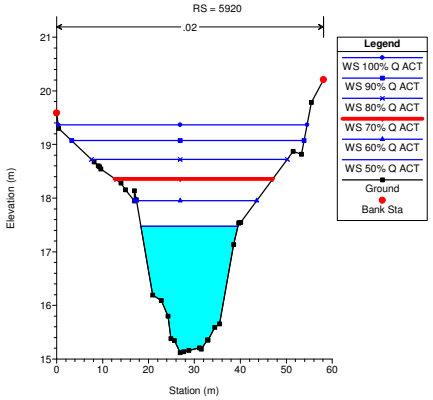

RIO ABAJO COND EXISTENTE 30-01-2019 Plan: COND_ACTUAL_CAL CAPACIDAD MAX 20190301 03/07/2019

RS = 5900

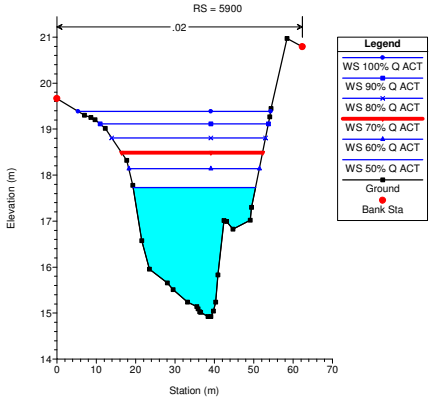

RIO ABAJO COND EXISTENTE 30-01-2019 Plan: COND_ACTUAL_CAL CAPACIDAD MAX 20190301 03/07/2019

RS = 5880

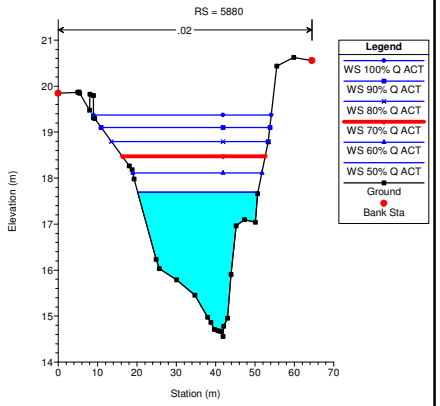

RIO ABAJO COND EXISTENTE 30-01-2019 Plan: COND_ACTUAL_CAL CAPACIDAD MAX 20190301 03/07/2019

RS = 5860

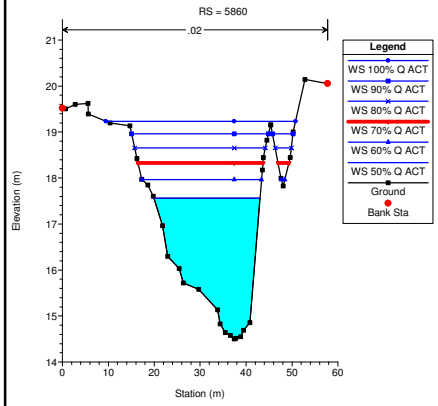

RIO ABAJO COND EXISTENTE 30-01-2019 Plan: COND_ACTUAL_CAL CAPACIDAD MAX 20190301 03/07/2019

RS = 5840

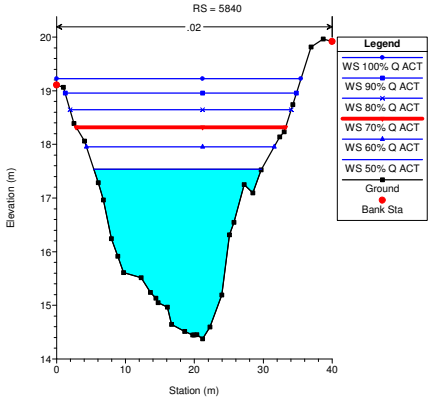

RIO ABAJO COND EXISTENTE 30-01-2019 Plan: COND_ACTUAL_CAL CAPACIDAD MAX 20190301 03/07/2019

RS = 5820

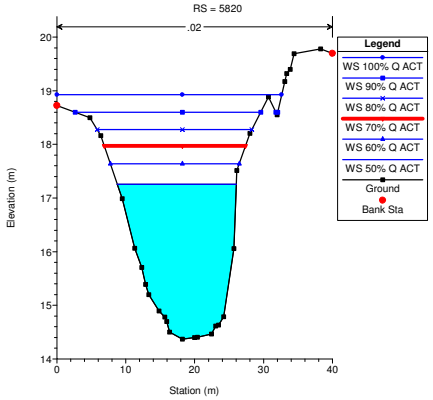

RIO ABAJO COND EXISTENTE 30-01-2019 Plan: COND_ACTUAL_CAL CAPACIDAD MAX 20190301 03/07/2019

RS = 5800

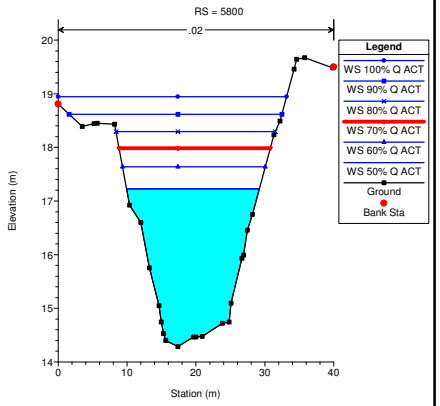

RIO ABAJO COND EXISTENTE 30-01-2019 Plan: COND_ACTUAL_CAL CAPACIDAD MAX 20190301 03/07/2019

RS = 5780

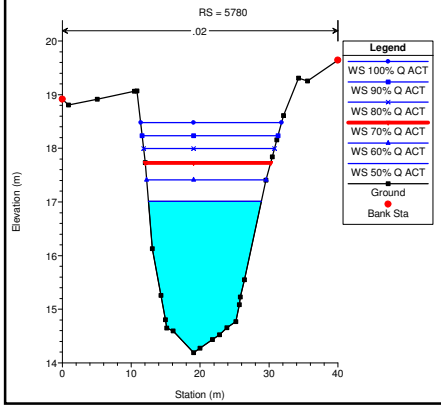

RIO ABAJO COND EXISTENTE 30-01-2019 Plan: COND_ACTUAL_CAL CAPACIDAD MAX 20190301 03/07/2019

RS = 5760

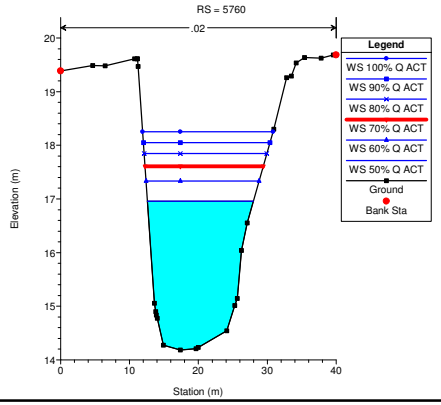

RIO ABAJO COND EXISTENTE 30-01-2019 Plan: COND_ACTUAL_CAL CAPACIDAD MAX 20190301 03/07/2019

RS = 5740

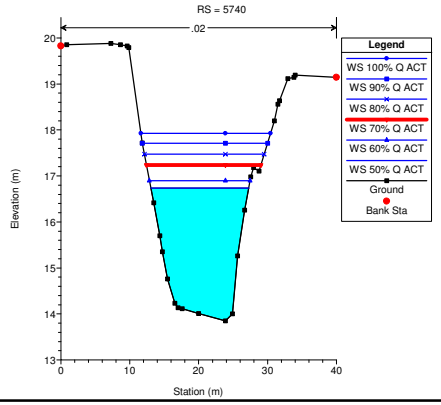

RIO ABAJO COND EXISTENTE 30-01-2019 Plan: COND_ACTUAL_CAL CAPACIDAD MAX 20190301 03/07/2019

RS = 5720

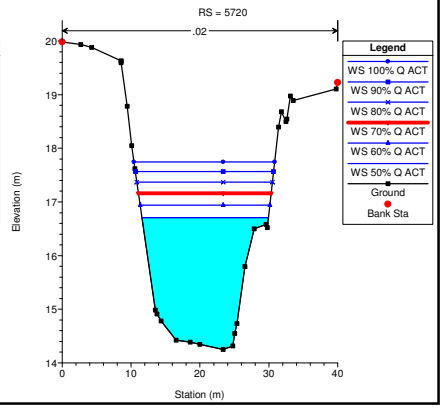

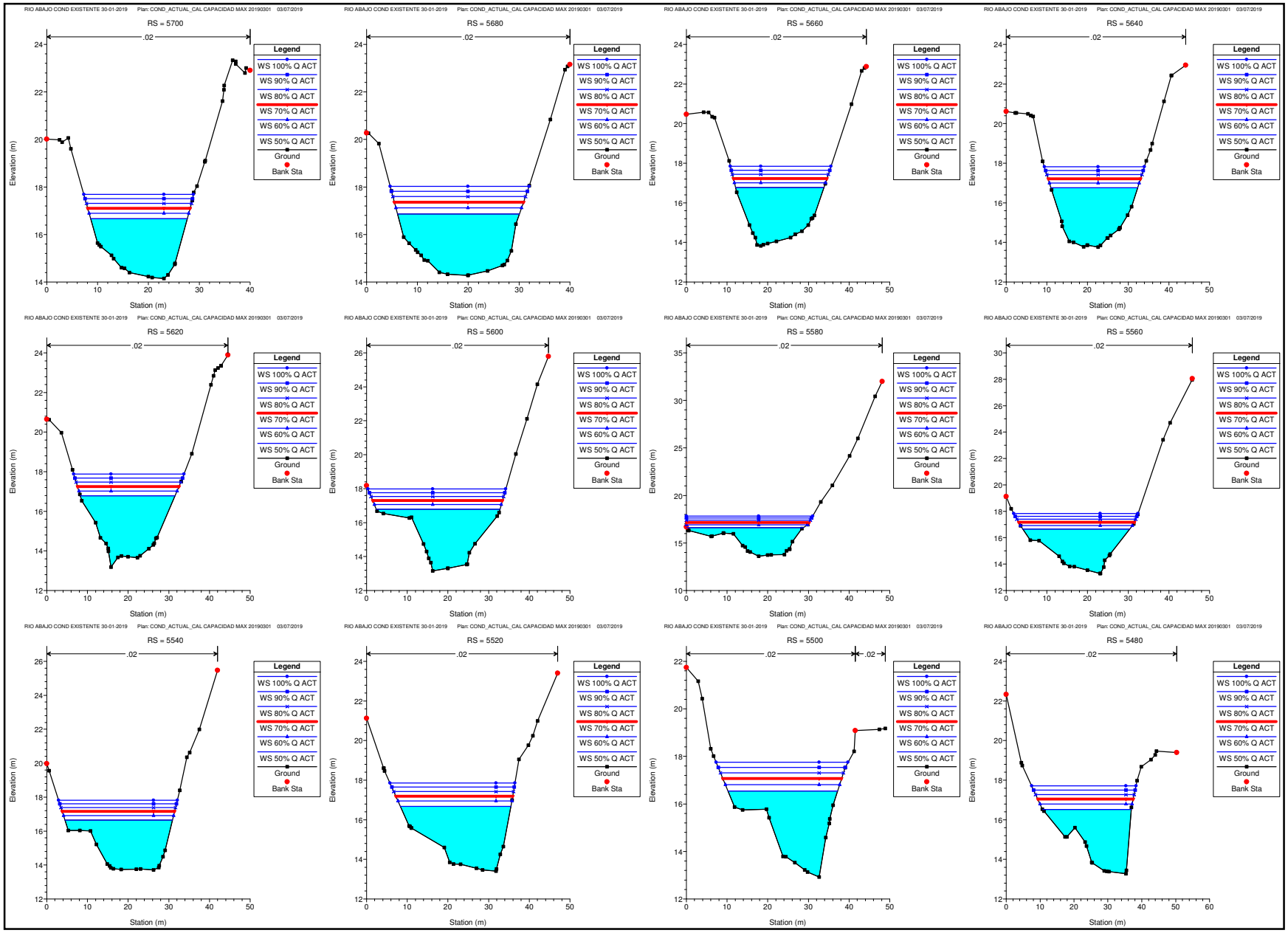
RIO ABAJO COND EXISTENTE 30-01-2019 Plan: COND_ACTUAL_CAL CAPACIDAD MAX 20190301 03/07/2019
RS = 5700
RS = 5680
RS = 5660
RS = 5640
RS = 5620
RS = 5600
RS = 5580
RS = 5560
RS = 5540
RS = 5520
RS = 5500
RS = 5480
.02
Legend
WS 100% Q ACT
WS 90% Q ACT
WS 80% Q ACT
WS 70% Q ACT
WS 60% Q ACT
WS 50% Q ACT
Ground
Bank Sta
Elevation (m)
Station (m)

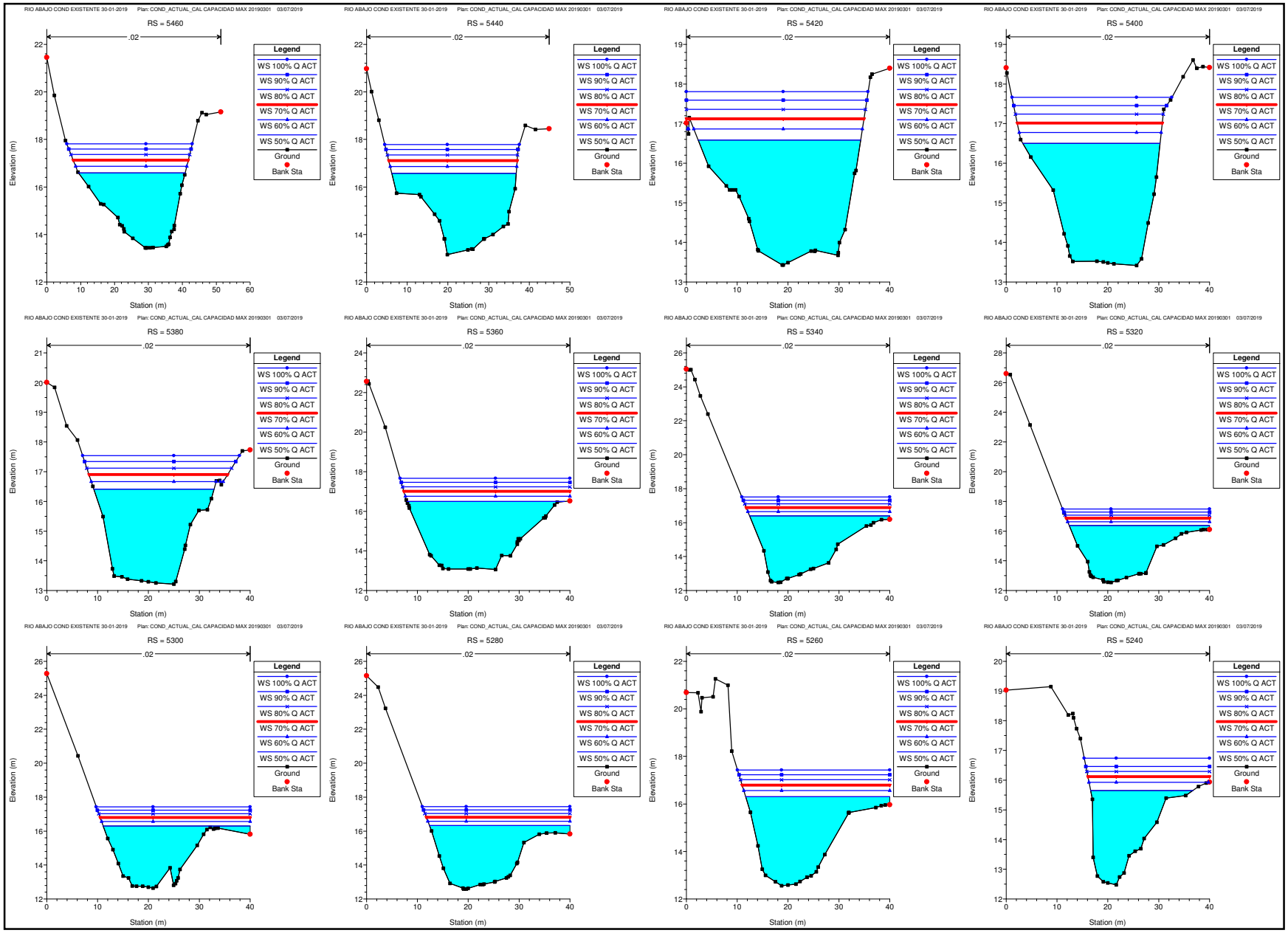
RIO ABAJO COND EXISTENTE 30-01-2019 Plan: COND_ACTUAL_CAL CAPACIDAD MAX 20190301 03/07/2019
RS = 5460
RS = 5440
RS = 5420
RS = 5400
RS = 5380
RS = 5360
RS = 5340
RS = 5320
RS = 5300
RS = 5280
RS = 5260
RS = 5240
.02
Legend
WS 100% Q ACT
WS 90% Q ACT
WS 80% Q ACT
WS 70% Q ACT
WS 60% Q ACT
WS 50% Q ACT
Ground
Bank Sta
Elevation (m)
Station (m)

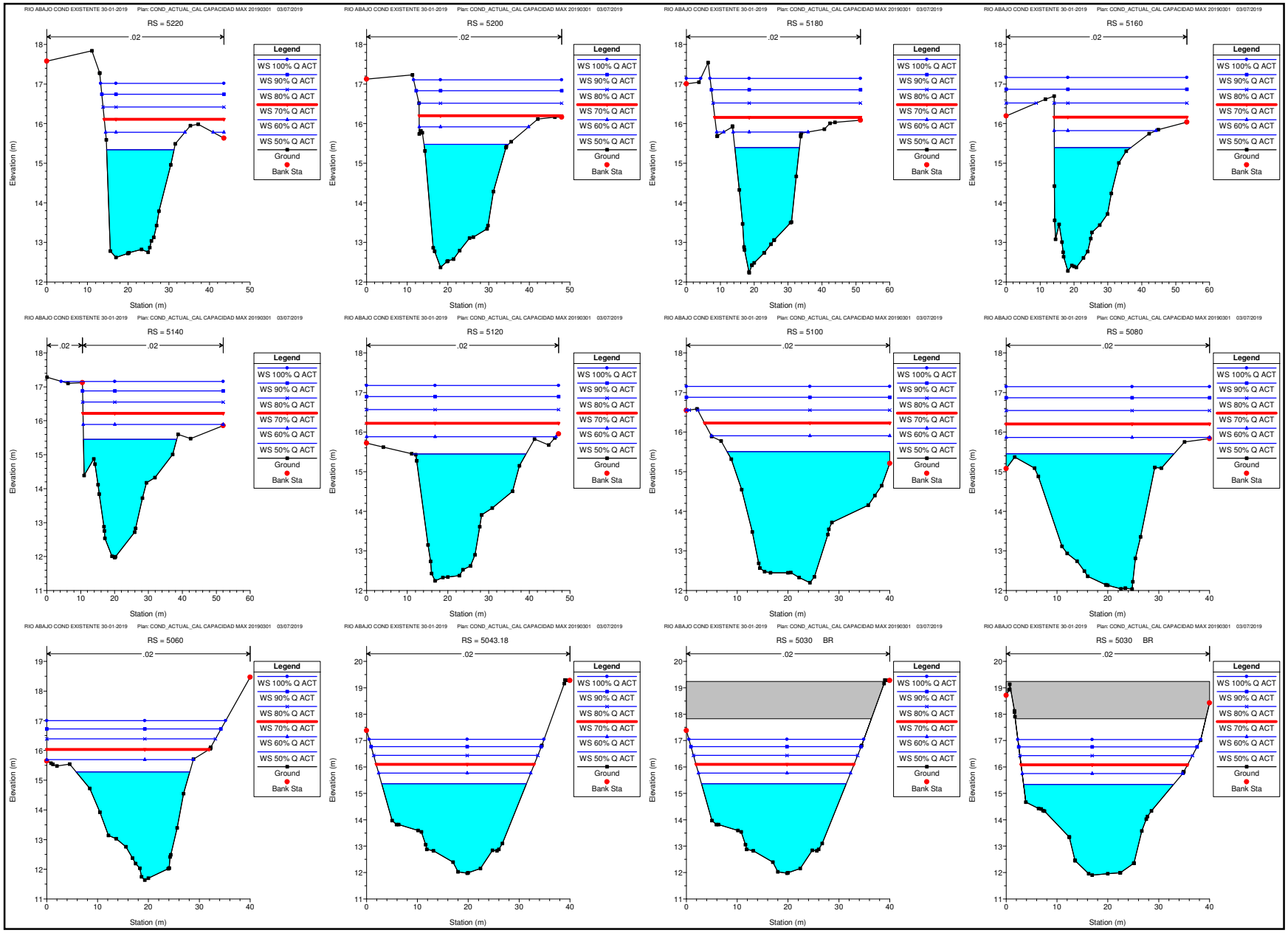
RIO ABAJO COND EXISTENTE 30-01-2019 Plan: COND_ACTUAL_CAL CAPACIDAD MAX 20190301 03/07/2019
RS = 5220
RS = 5200
RS = 5180
RS = 5160
RS = 5140
RS = 5120
RS = 5100
RS = 5080
RS = 5060
RS = 5043.18
RS = 5030 BR
RS = 5030 BR
.02
Legend
WS 100% Q ACT
WS 90% Q ACT
WS 80% Q ACT
WS 70% Q ACT
WS 60% Q ACT
WS 50% Q ACT
Ground
Bank Sta
Elevation (m)
Station (m)

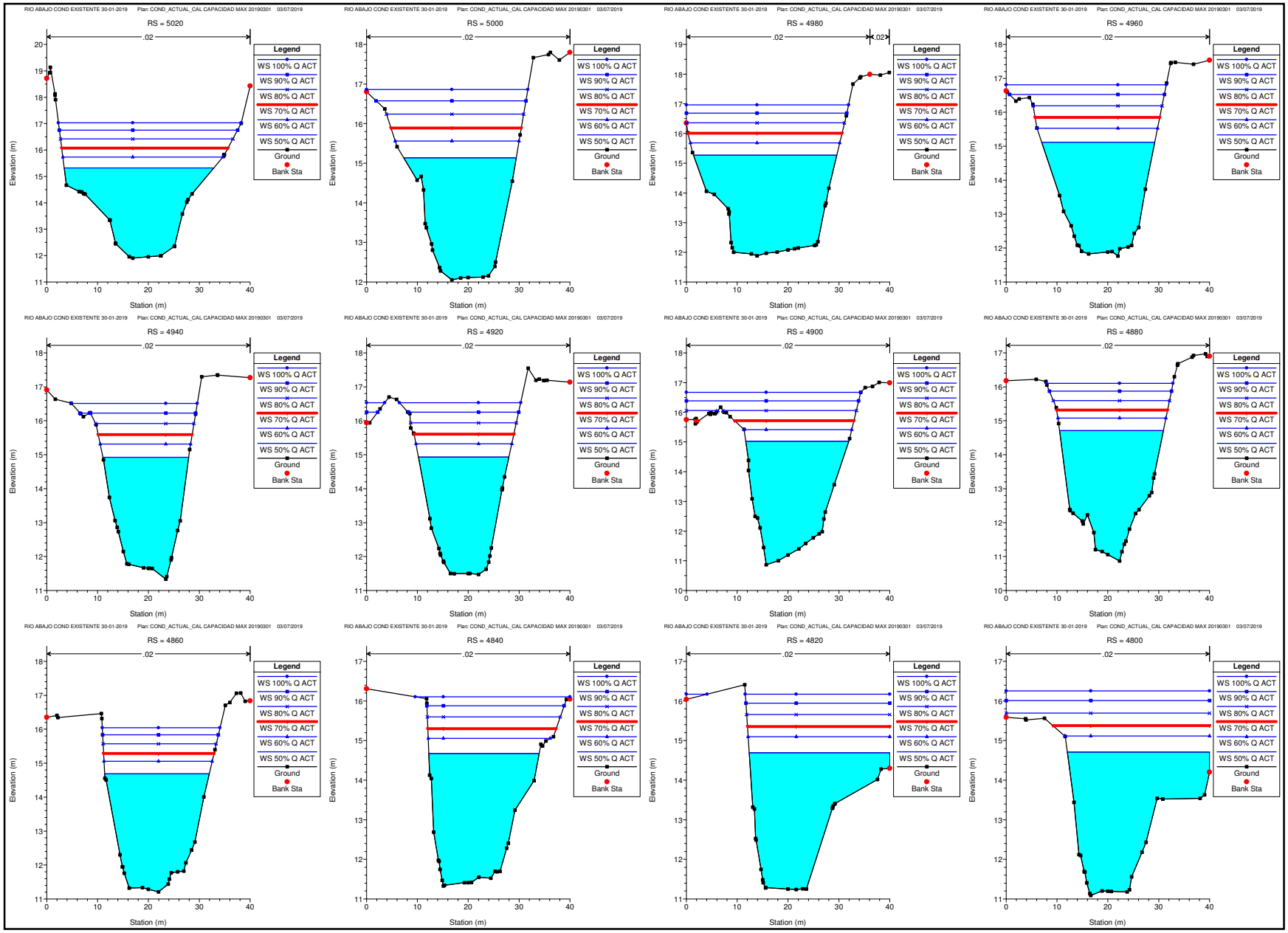
RIO ABAJO COND EXISTENTE 30-01-2019 Plan: COND_ACTUAL_CAL CAPACIDAD MAX 20190301 03/07/2019
RS = 5020
RS = 5000
RS = 4980
RS = 4960
RS = 4940
RS = 4920
RS = 4900
RS = 4880
RS = 4860
RS = 4840
RS = 4820
RS = 4800
.02
Legend
WS 100% Q ACT
WS 90% Q ACT
WS 80% Q ACT
WS 70% Q ACT
WS 60% Q ACT
WS 50% Q ACT
Ground
Bank Sta
Elevation (m)
Station (m)

RIO ABAJO COND EXISTENTE 30-01-2019 Plan: COND_ACTUAL_CAL CAPACIDAD MAX 20190301 03/07/2019

RS = 4780

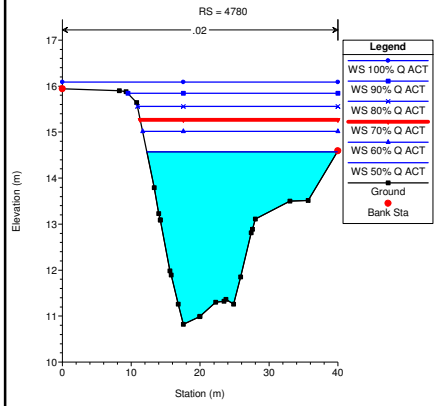

RIO ABAJO COND EXISTENTE 30-01-2019 Plan: COND_ACTUAL_CAL CAPACIDAD MAX 20190301 03/07/2019

RS = 4760

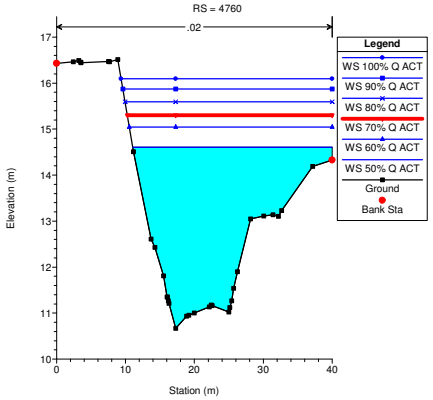

RIO ABAJO COND EXISTENTE 30-01-2019 Plan: COND_ACTUAL_CAL CAPACIDAD MAX 20190301 03/07/2019

RS = 4740

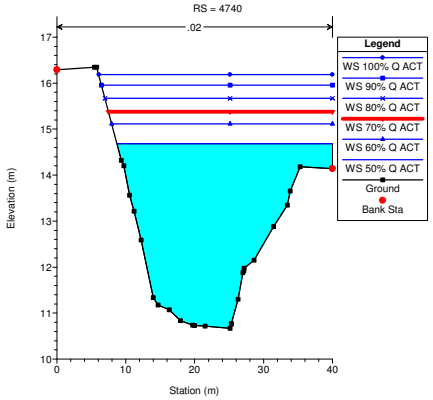

RIO ABAJO COND EXISTENTE 30-01-2019 Plan: COND_ACTUAL_CAL CAPACIDAD MAX 20190301 03/07/2019

RS = 4720

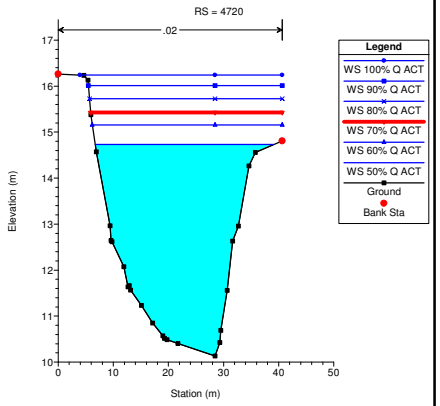

RIO ABAJO COND EXISTENTE 30-01-2019 Plan: COND_ACTUAL_CAL CAPACIDAD MAX 20190301 03/07/2019

RS = 4700

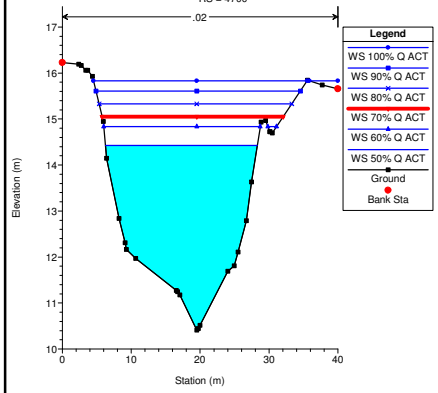

RIO ABAJO COND EXISTENTE 30-01-2019 Plan: COND_ACTUAL_CAL CAPACIDAD MAX 20190301 03/07/2019

RS = 4680

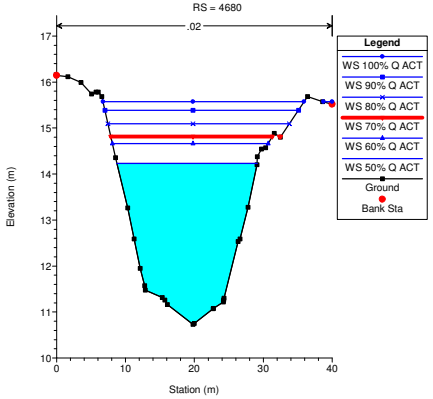

RIO ABAJO COND EXISTENTE 30-01-2019 Plan: COND_ACTUAL_CAL CAPACIDAD MAX 20190301 03/07/2019

RS = 4660

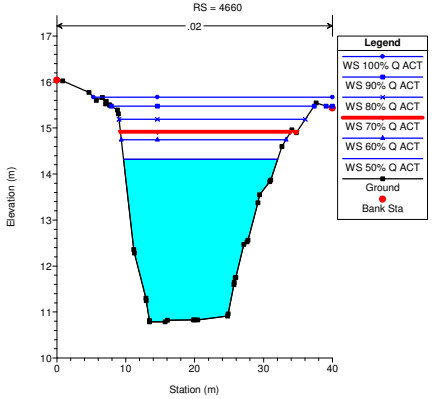

RIO ABAJO COND EXISTENTE 30-01-2019 Plan: COND_ACTUAL_CAL CAPACIDAD MAX 20190301 03/07/2019

RS = 4640

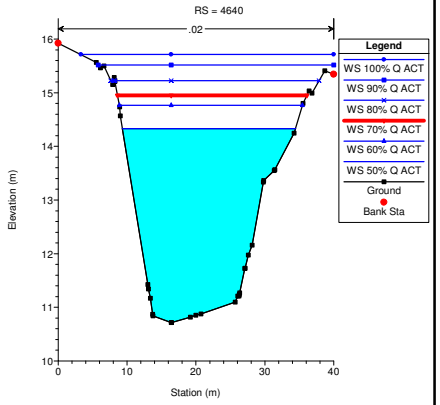

RIO ABAJO COND EXISTENTE 30-01-2019 Plan: COND_ACTUAL_CAL CAPACIDAD MAX 20190301 03/07/2019

RS = 4620

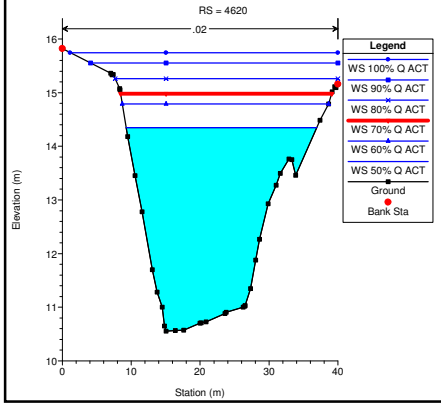

RIO ABAJO COND EXISTENTE 30-01-2019 Plan: COND_ACTUAL_CAL CAPACIDAD MAX 20190301 03/07/2019

RS = 4600

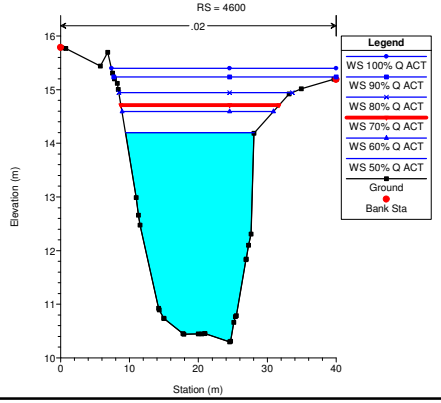

RIO ABAJO COND EXISTENTE 30-01-2019 Plan: COND_ACTUAL_CAL CAPACIDAD MAX 20190301 03/07/2019

RS = 4580

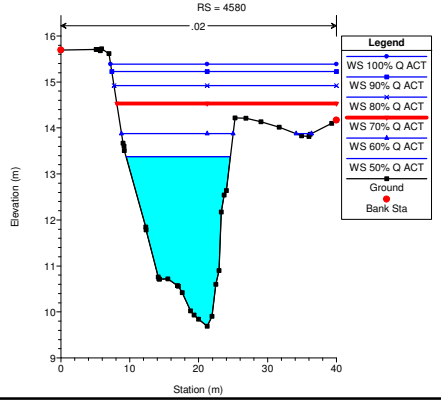

RIO ABAJO COND EXISTENTE 30-01-2019 Plan: COND_ACTUAL_CAL CAPACIDAD MAX 20190301 03/07/2019

RS = 4560

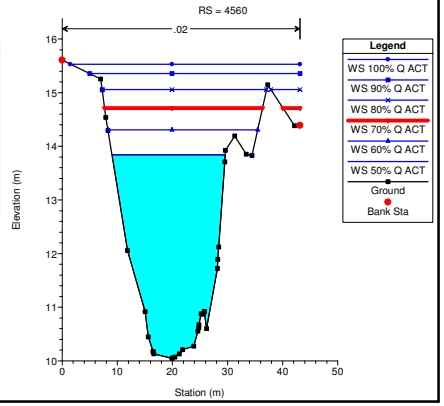

RIO ABAJO COND EXISTENTE 30-01-2019 Plan: COND_ACTUAL_CAL CAPACIDAD MAX 20190301 03/07/2019

RS = 4540

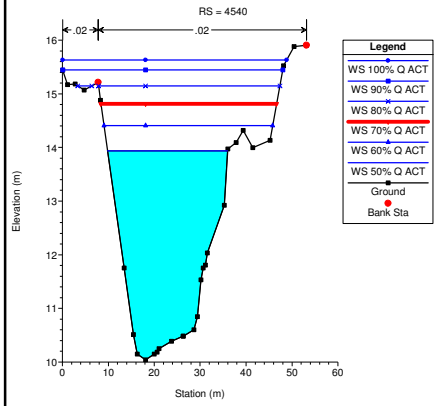

RIO ABAJO COND EXISTENTE 30-01-2019 Plan: COND_ACTUAL_CAL CAPACIDAD MAX 20190301 03/07/2019

RS = 4520

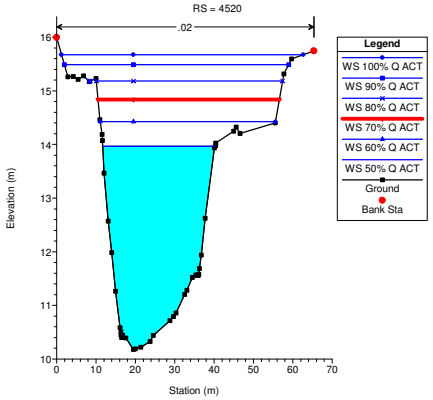

RIO ABAJO COND EXISTENTE 30-01-2019 Plan: COND_ACTUAL_CAL CAPACIDAD MAX 20190301 03/07/2019

RS = 4500

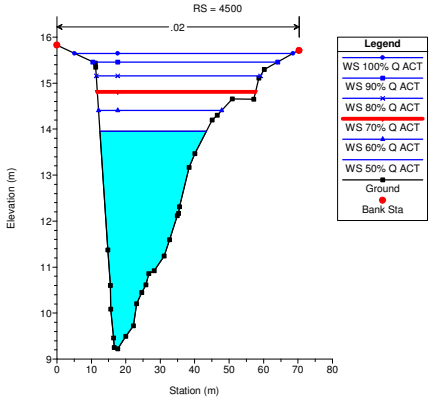

RIO ABAJO COND EXISTENTE 30-01-2019 Plan: COND_ACTUAL_CAL CAPACIDAD MAX 20190301 03/07/2019

RS = 4480

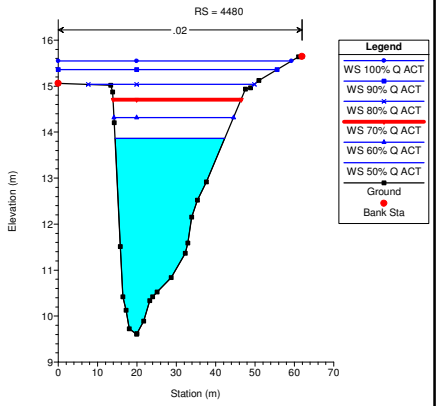

RIO ABAJO COND EXISTENTE 30-01-2019 Plan: COND_ACTUAL_CAL CAPACIDAD MAX 20190301 03/07/2019

RS = 4460

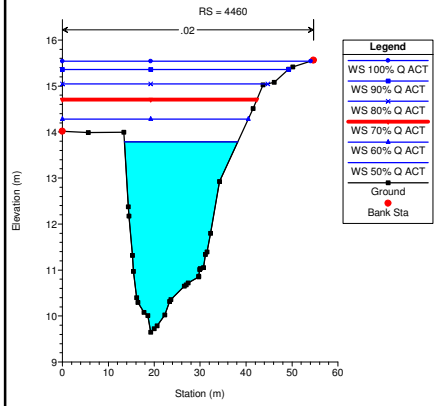

RIO ABAJO COND EXISTENTE 30-01-2019 Plan: COND_ACTUAL_CAL CAPACIDAD MAX 20190301 03/07/2019

RS = 4440

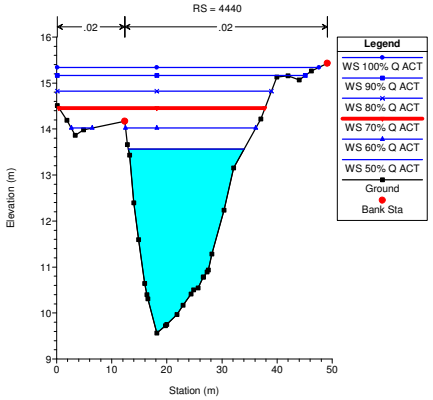

RIO ABAJO COND EXISTENTE 30-01-2019 Plan: COND_ACTUAL_CAL CAPACIDAD MAX 20190301 03/07/2019

RS = 4420

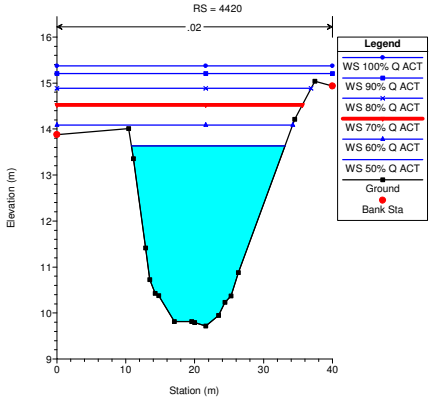

RIO ABAJO COND EXISTENTE 30-01-2019 Plan: COND_ACTUAL_CAL CAPACIDAD MAX 20190301 03/07/2019

RS = 4400

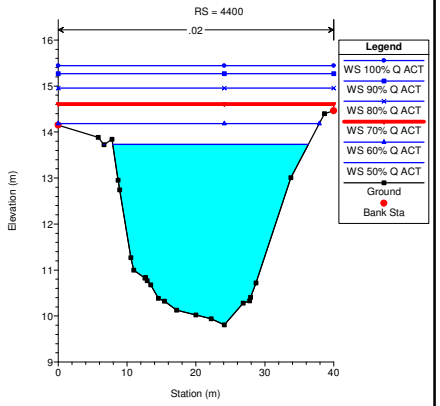

RIO ABAJO COND EXISTENTE 30-01-2019 Plan: COND_ACTUAL_CAL CAPACIDAD MAX 20190301 03/07/2019

RS = 4380

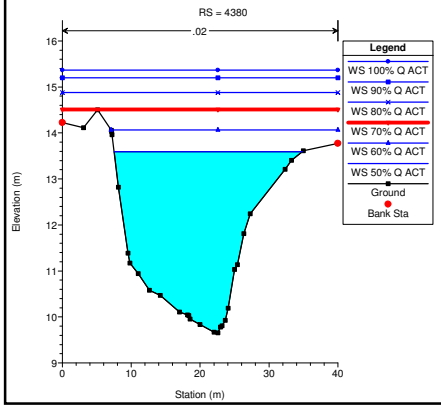

RIO ABAJO COND EXISTENTE 30-01-2019 Plan: COND_ACTUAL_CAL CAPACIDAD MAX 20190301 03/07/2019

RS = 4360

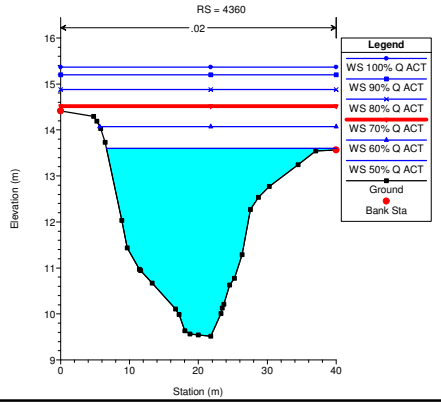

RIO ABAJO COND EXISTENTE 30-01-2019 Plan: COND_ACTUAL_CAL CAPACIDAD MAX 20190301 03/07/2019

RS = 4340

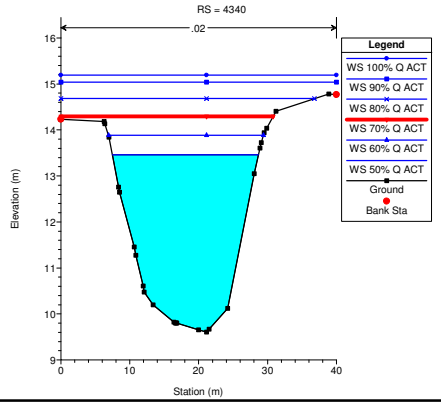

RIO ABAJO COND EXISTENTE 30-01-2019 Plan: COND_ACTUAL_CAL CAPACIDAD MAX 20190301 03/07/2019

RS = 4320

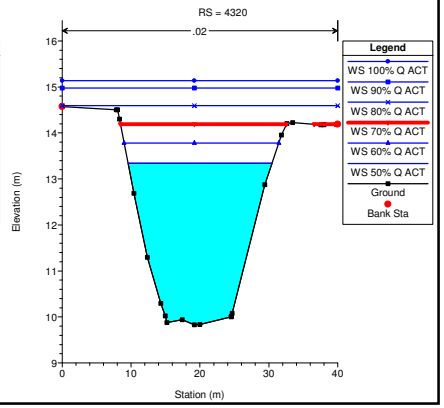

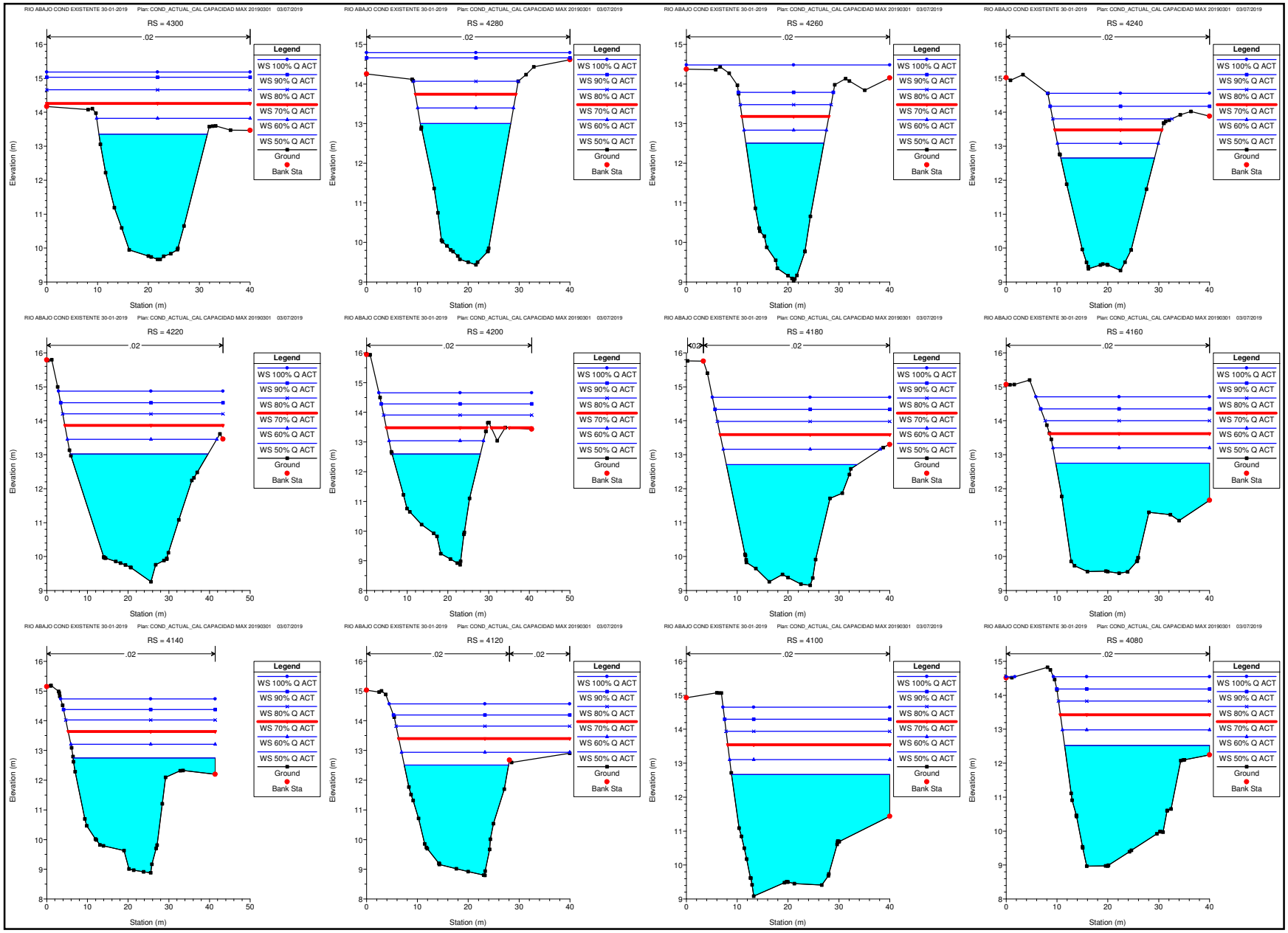
RIO ABAJO COND EXISTENTE 30-01-2019 Plan: COND_ACTUAL_CAL CAPACIDAD MAX 20190301 03/07/2019
RS = 4300
RS = 4280
RS = 4260
RS = 4240
RS = 4220
RS = 4200
RS = 4180
RS = 4160
RS = 4140
RS = 4120
RS = 4100
RS = 4080
.02
Legend
WS 100% Q ACT
WS 90% Q ACT
WS 80% Q ACT
WS 70% Q ACT
WS 60% Q ACT
WS 50% Q ACT
Ground
Bank Sta
Elevation (m)
Station (m)

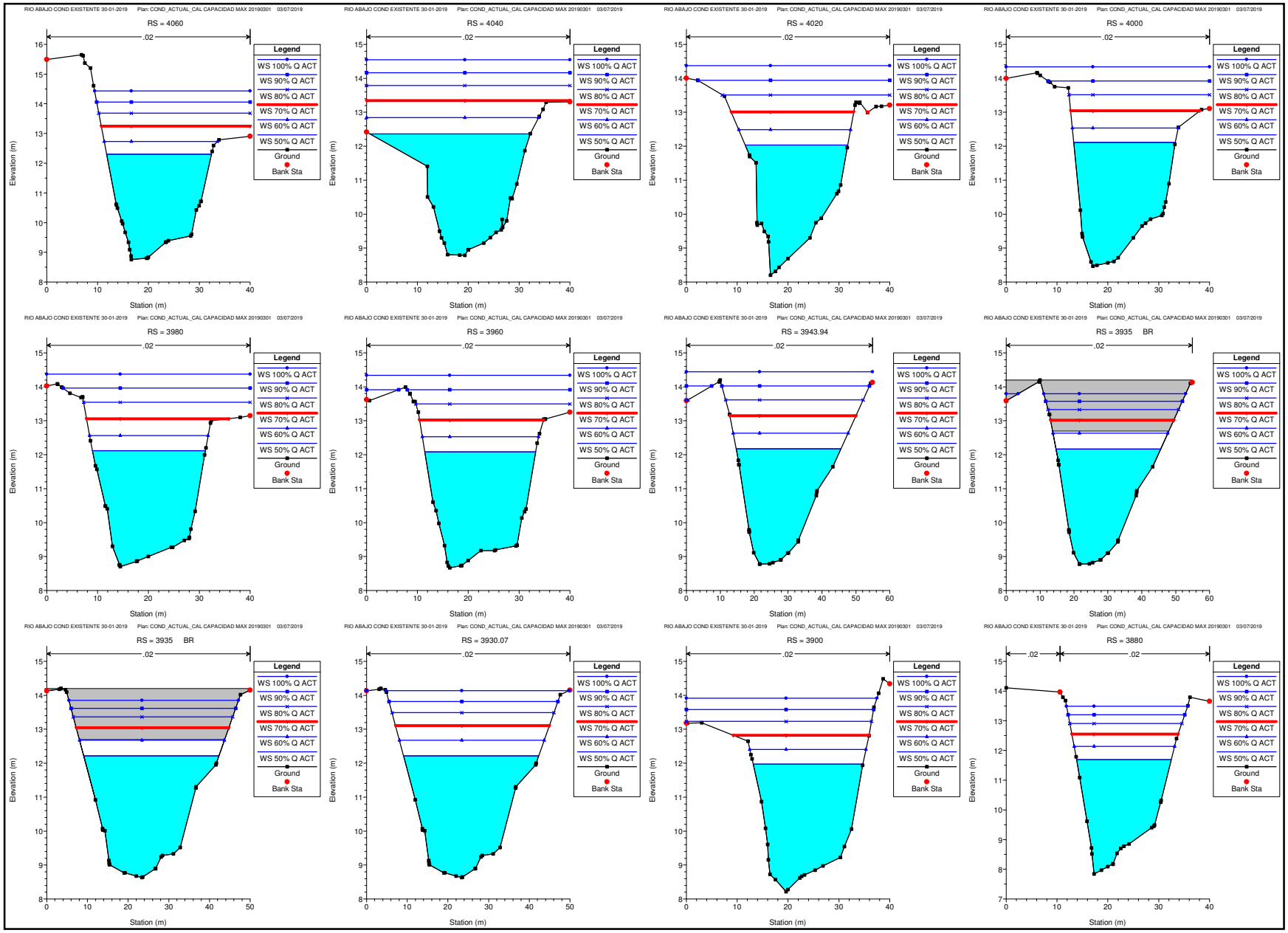
RIO ABAJO COND EXISTENTE 30-01-2019 Plan: COND_ACTUAL_CAL CAPACIDAD MAX 20190301 03/07/2019
RS = 4060
RS = 4040
RS = 4020
RS = 4000
RS = 3980
RS = 3960
RS = 3943.94
RS = 3935 BR
RS = 3935 BR
RS = 3930.07
RS = 3900
RS = 3880
.02
Legend
WS 100% Q ACT
WS 90% Q ACT
WS 80% Q ACT
WS 70% Q ACT
WS 60% Q ACT
WS 50% Q ACT
Ground
Bank Sta
Elevation (m)
Station (m)

RIO ABAJO COND EXISTENTE 30-01-2019 Plan: COND_ACTUAL_CAL CAPACIDAD MAX 20190301 03/07/2019

RS = 3860

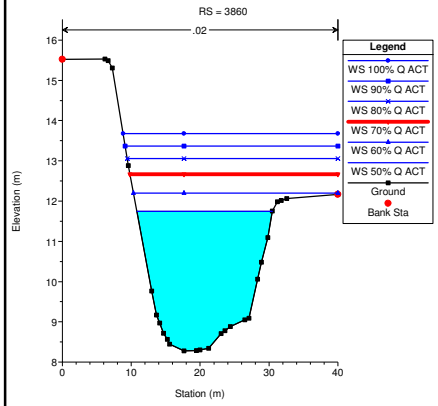

RIO ABAJO COND EXISTENTE 30-01-2019 Plan: COND_ACTUAL_CAL CAPACIDAD MAX 20190301 03/07/2019

RS = 3840

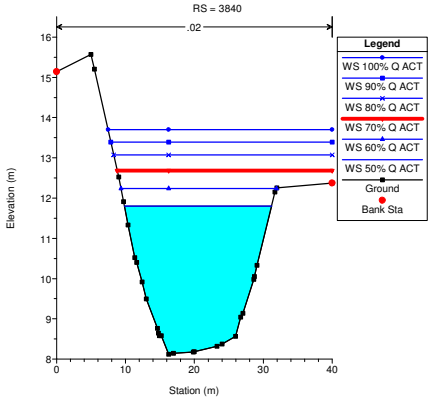

RIO ABAJO COND EXISTENTE 30-01-2019 Plan: COND_ACTUAL_CAL CAPACIDAD MAX 20190301 03/07/2019

RS = 3820

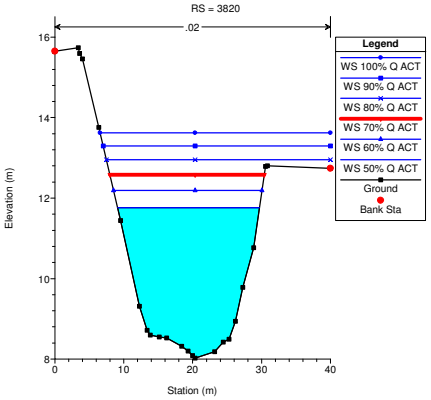

RIO ABAJO COND EXISTENTE 30-01-2019 Plan: COND_ACTUAL_CAL CAPACIDAD MAX 20190301 03/07/2019

RS = 3800

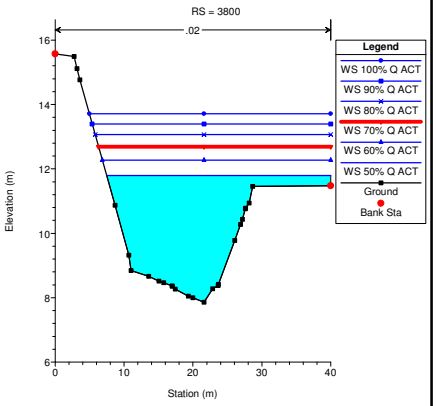

RIO ABAJO COND EXISTENTE 30-01-2019 Plan: COND_ACTUAL_CAL CAPACIDAD MAX 20190301 03/07/2019

RS = 3780

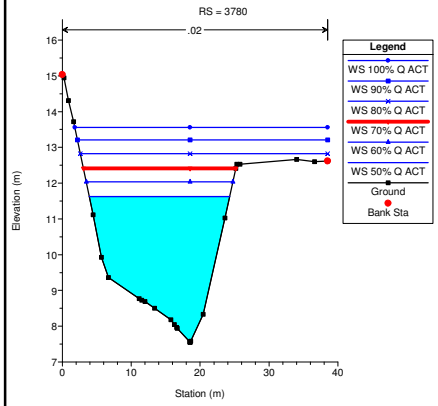

RIO ABAJO COND EXISTENTE 30-01-2019 Plan: COND_ACTUAL_CAL CAPACIDAD MAX 20190301 03/07/2019

RS = 3760

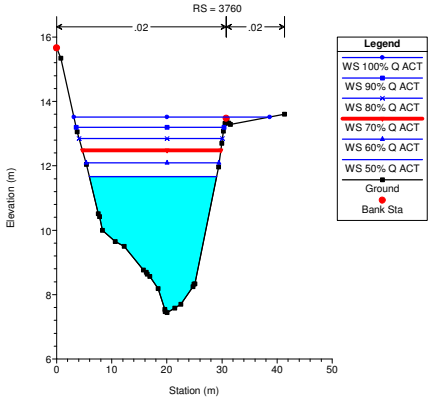

RIO ABAJO COND EXISTENTE 30-01-2019 Plan: COND_ACTUAL_CAL CAPACIDAD MAX 20190301 03/07/2019

RS = 3740

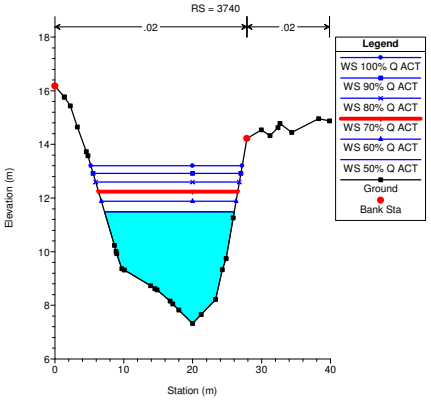

RIO ABAJO COND EXISTENTE 30-01-2019 Plan: COND_ACTUAL_CAL CAPACIDAD MAX 20190301 03/07/2019

RS = 3720

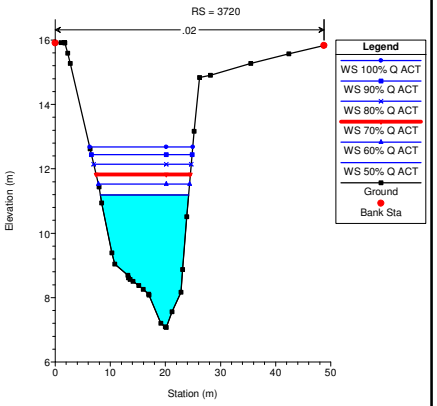

RIO ABAJO COND EXISTENTE 30-01-2019 Plan: COND_ACTUAL_CAL CAPACIDAD MAX 20190301 03/07/2019

RS = 3700

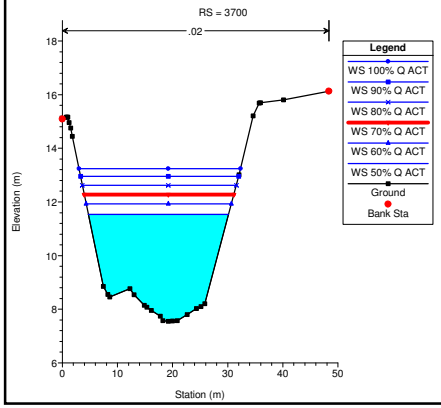

RIO ABAJO COND EXISTENTE 30-01-2019 Plan: COND_ACTUAL_CAL CAPACIDAD MAX 20190301 03/07/2019

RS = 3680

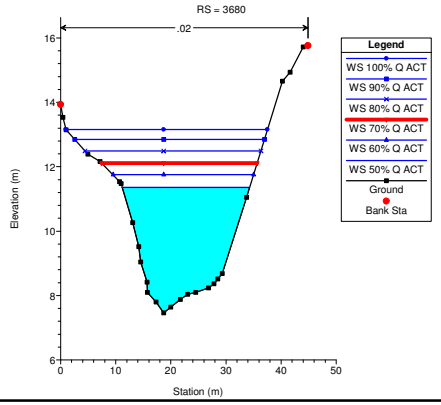

RIO ABAJO COND EXISTENTE 30-01-2019 Plan: COND_ACTUAL_CAL CAPACIDAD MAX 20190301 03/07/2019

RS = 3660

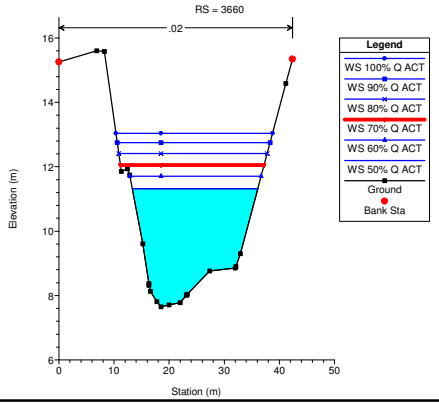

RIO ABAJO COND EXISTENTE 30-01-2019 Plan: COND_ACTUAL_CAL CAPACIDAD MAX 20190301 03/07/2019

RS = 3640

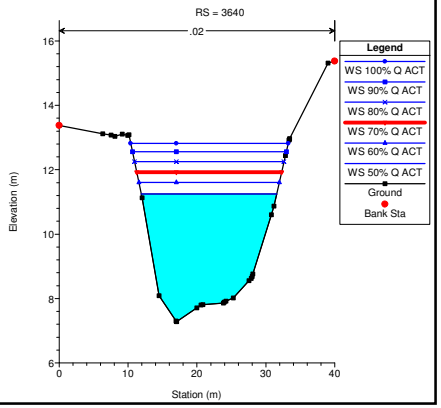

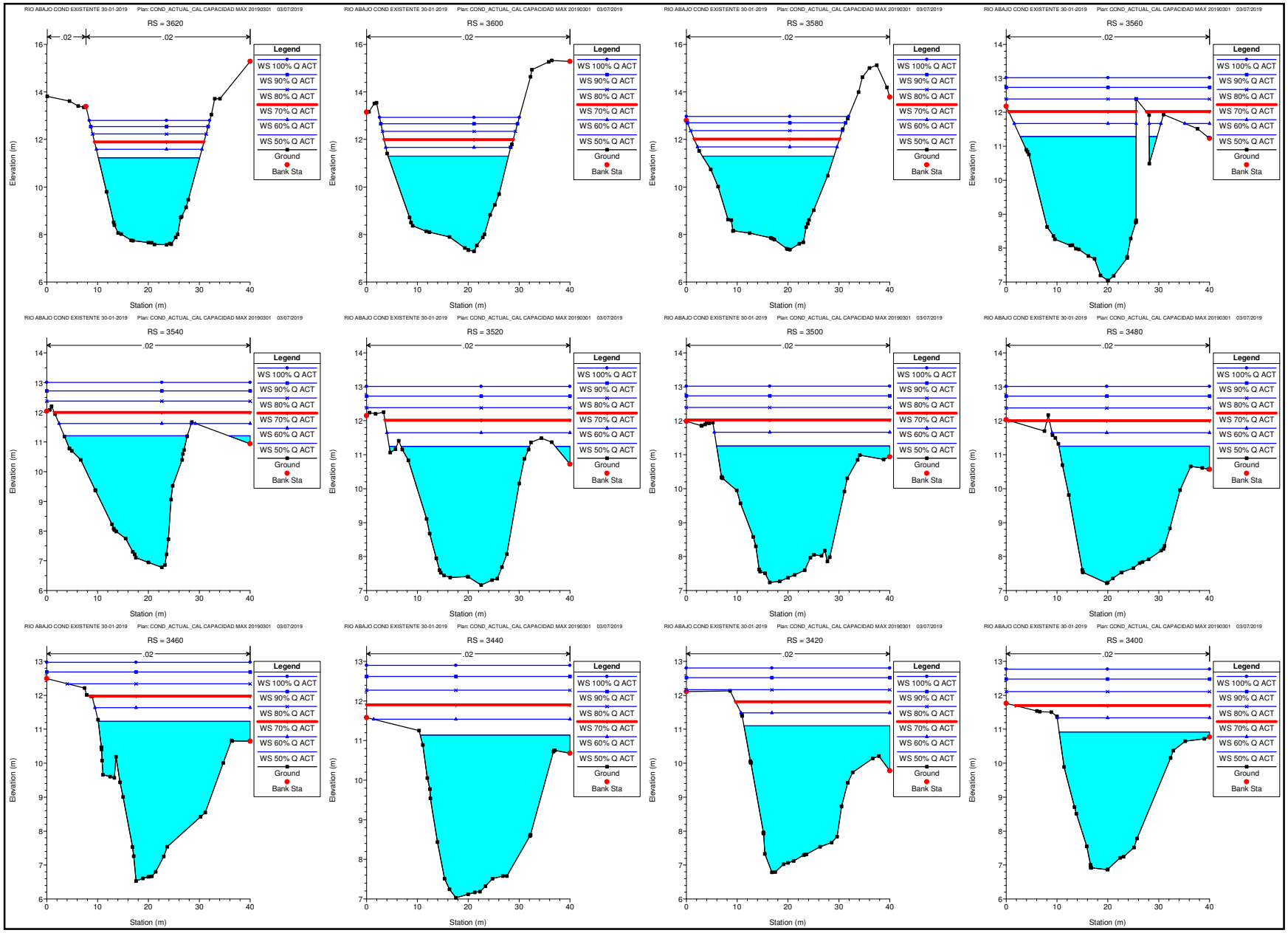
RIO ABAJO COND EXISTENTE 30-01-2019 Plan: COND_ACTUAL_CAL CAPACIDAD MAX 20190301 03/07/2019
RS = 3620
RS = 3600
RS = 3580
RS = 3560
RS = 3540
RS = 3520
RS = 3500
RS = 3480
RS = 3460
RS = 3440
RS = 3420
RS = 3400
.02
Legend
WS 100% Q ACT
WS 90% Q ACT
WS 80% Q ACT
WS 70% Q ACT
WS 60% Q ACT
WS 50% Q ACT
Ground
Bank Sta
Elevation (m)
Station (m)

RIO ABAJO COND EXISTENTE 30-01-2019 Plan: COND_ACTUAL_CAL CAPACIDAD MAX 20190301 03/07/2019

RS = 3380

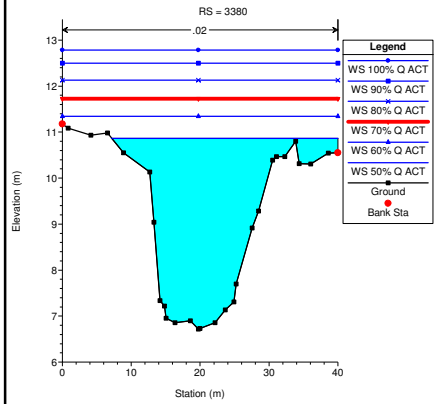

RIO ABAJO COND EXISTENTE 30-01-2019 Plan: COND_ACTUAL_CAL CAPACIDAD MAX 20190301 03/07/2019

RS = 3360

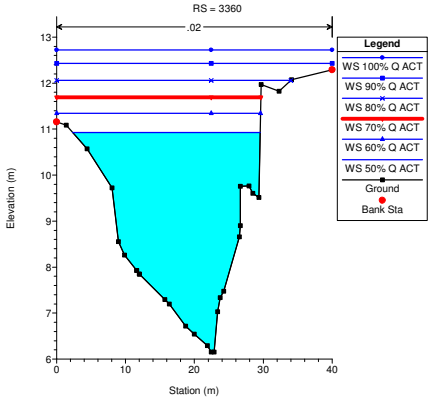

RIO ABAJO COND EXISTENTE 30-01-2019 Plan: COND_ACTUAL_CAL CAPACIDAD MAX 20190301 03/07/2019

RS = 3340

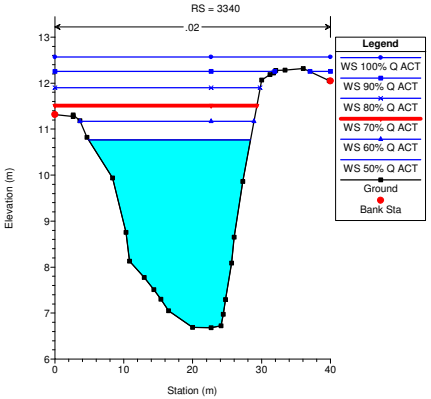

RIO ABAJO COND EXISTENTE 30-01-2019 Plan: COND_ACTUAL_CAL CAPACIDAD MAX 20190301 03/07/2019

RS = 3320

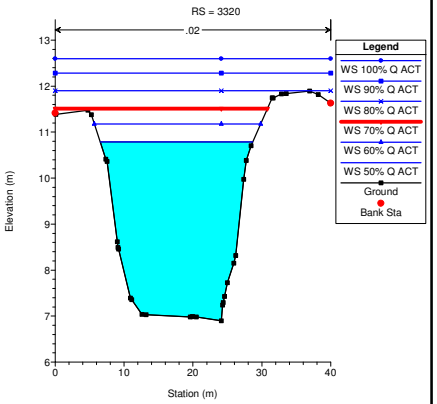

RIO ABAJO COND EXISTENTE 30-01-2019 Plan: COND_ACTUAL_CAL CAPACIDAD MAX 20190301 03/07/2019

RS = 3300

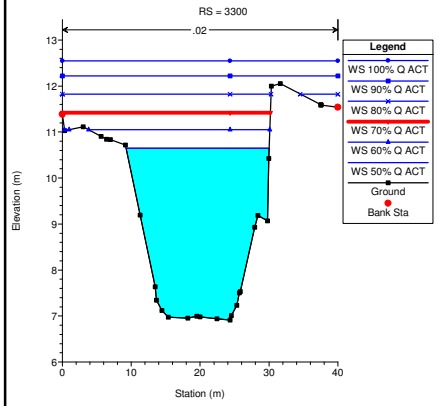

RIO ABAJO COND EXISTENTE 30-01-2019 Plan: COND_ACTUAL_CAL CAPACIDAD MAX 20190301 03/07/2019

RS = 3280

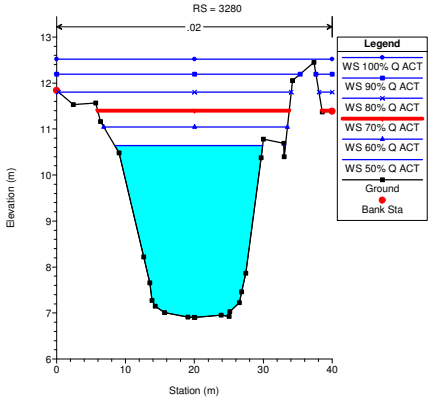

RIO ABAJO COND EXISTENTE 30-01-2019 Plan: COND_ACTUAL_CAL CAPACIDAD MAX 20190301 03/07/2019

RS = 3260

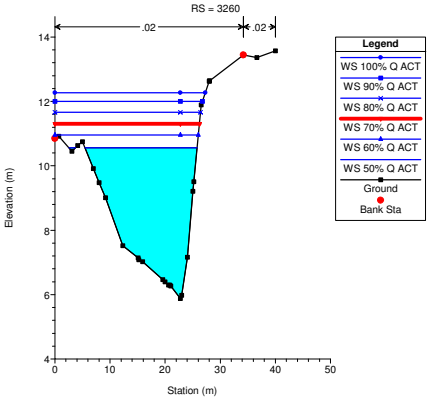

RIO ABAJO COND EXISTENTE 30-01-2019 Plan: COND_ACTUAL_CAL CAPACIDAD MAX 20190301 03/07/2019

RS = 3240

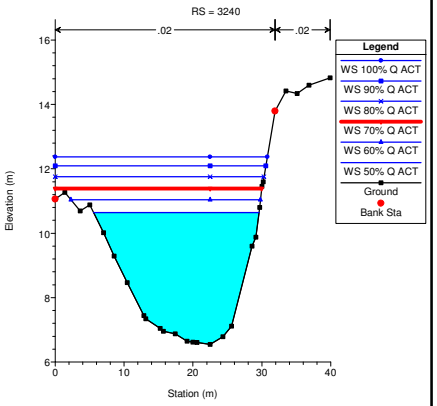

RIO ABAJO COND EXISTENTE 30-01-2019 Plan: COND_ACTUAL_CAL CAPACIDAD MAX 20190301 03/07/2019

RS = 3220

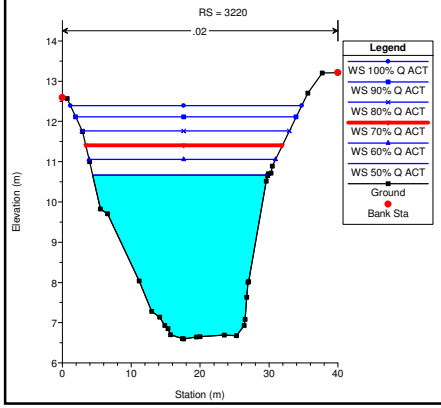

RIO ABAJO COND EXISTENTE 30-01-2019 Plan: COND_ACTUAL_CAL CAPACIDAD MAX 20190301 03/07/2019

RS = 3200

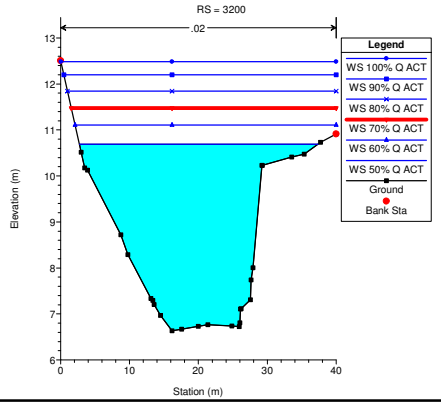

RIO ABAJO COND EXISTENTE 30-01-2019 Plan: COND_ACTUAL_CAL CAPACIDAD MAX 20190301 03/07/2019

RS = 3180

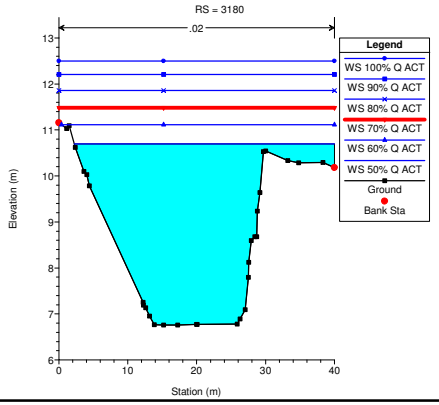

RIO ABAJO COND EXISTENTE 30-01-2019 Plan: COND_ACTUAL_CAL CAPACIDAD MAX 20190301 03/07/2019

RS = 3160

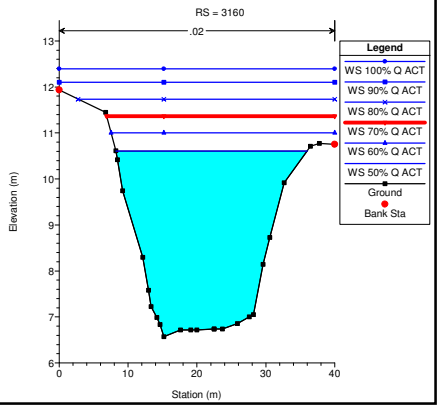

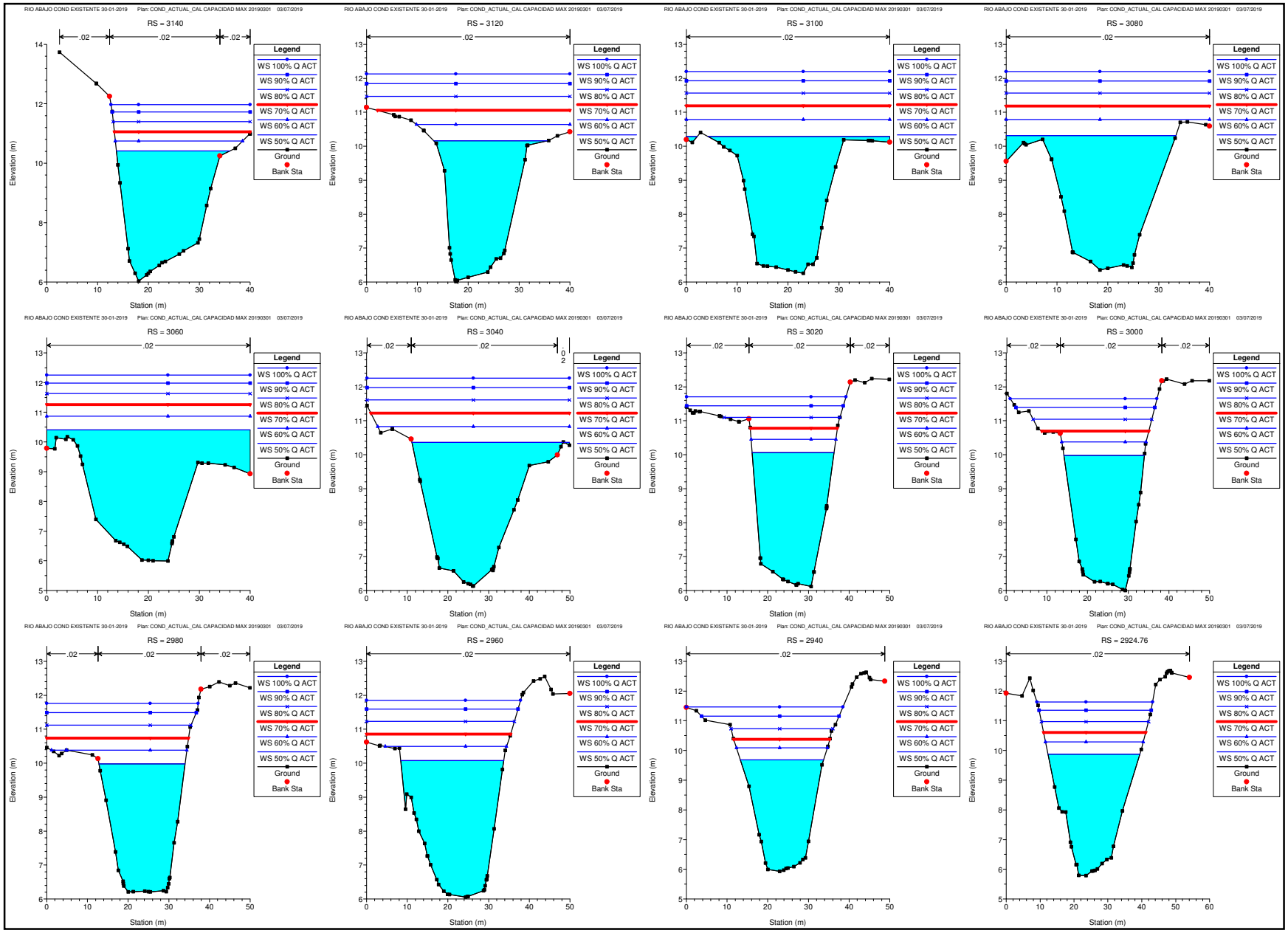
RIO ABAJO COND EXISTENTE 30-01-2019 Plan: COND_ACTUAL_CAL CAPACIDAD MAX 20190301 03/07/2019
RS = 3140
RS = 3120
RS = 3100
RS = 3080
RS = 3060
RS = 3040
RS = 3020
RS = 3000
RS = 2980
RS = 2960
RS = 2940
RS = 2924.76
.02
Legend
WS 100% Q ACT
WS 90% Q ACT
WS 80% Q ACT
WS 70% Q ACT
WS 60% Q ACT
WS 50% Q ACT
Ground
Bank Sta
Elevation (m)
Station (m)

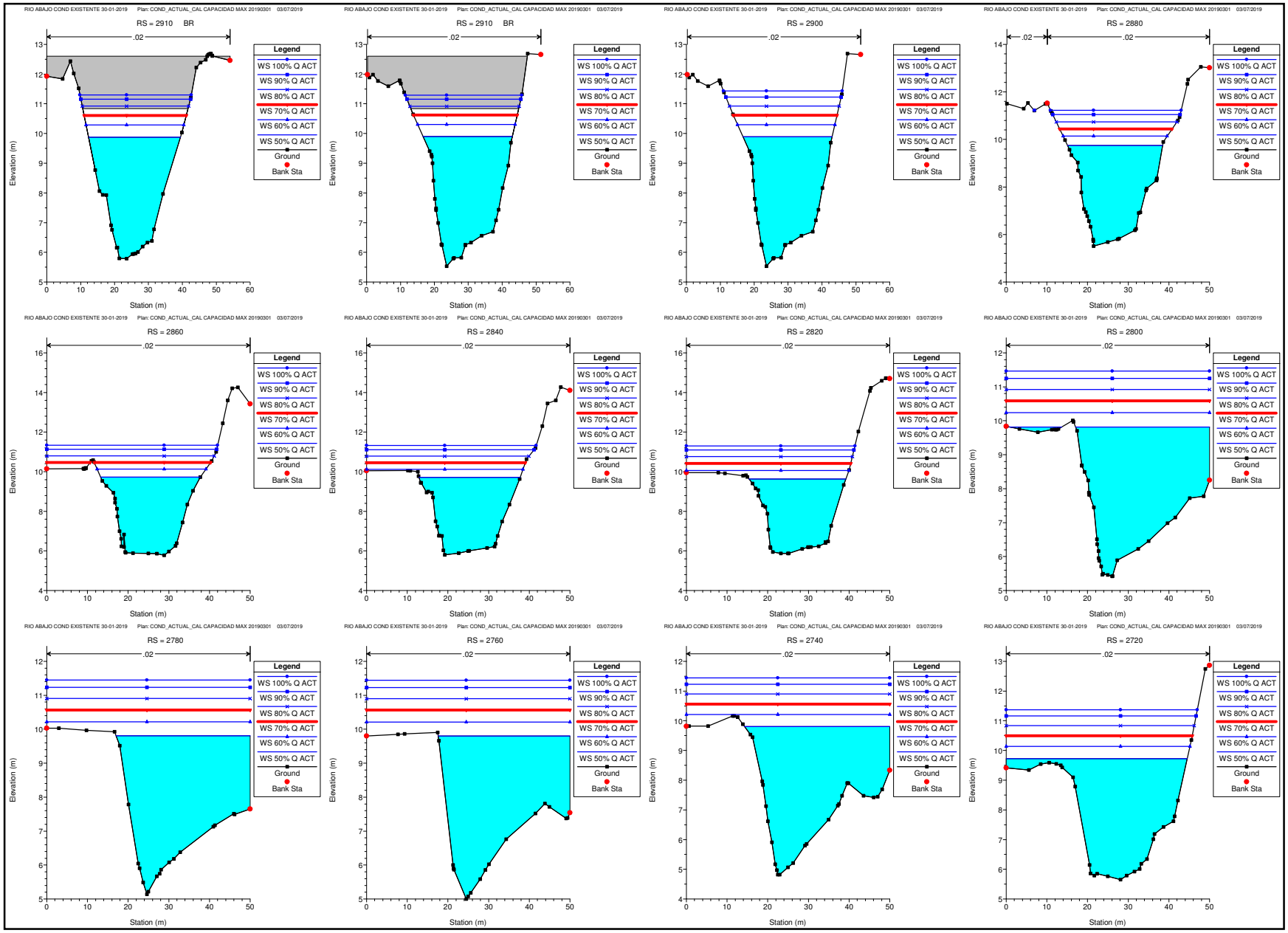
RIO ABAJO COND EXISTENTE 30-01-2019 Plan: COND_ACTUAL_CAL CAPACIDAD MAX 20190301 03/07/2019
RS = 2910 BR
RS = 2910 BR
RS = 2900
RS = 2880
RS = 2860
RS = 2840
RS = 2820
RS = 2800
RS = 2780
RS = 2760
RS = 2740
RS = 2720
.02
Legend
WS 100% Q ACT
WS 90% Q ACT
WS 80% Q ACT
WS 70% Q ACT
WS 60% Q ACT
WS 50% Q ACT
Ground
Bank Sta
Elevation (m)
Station (m)

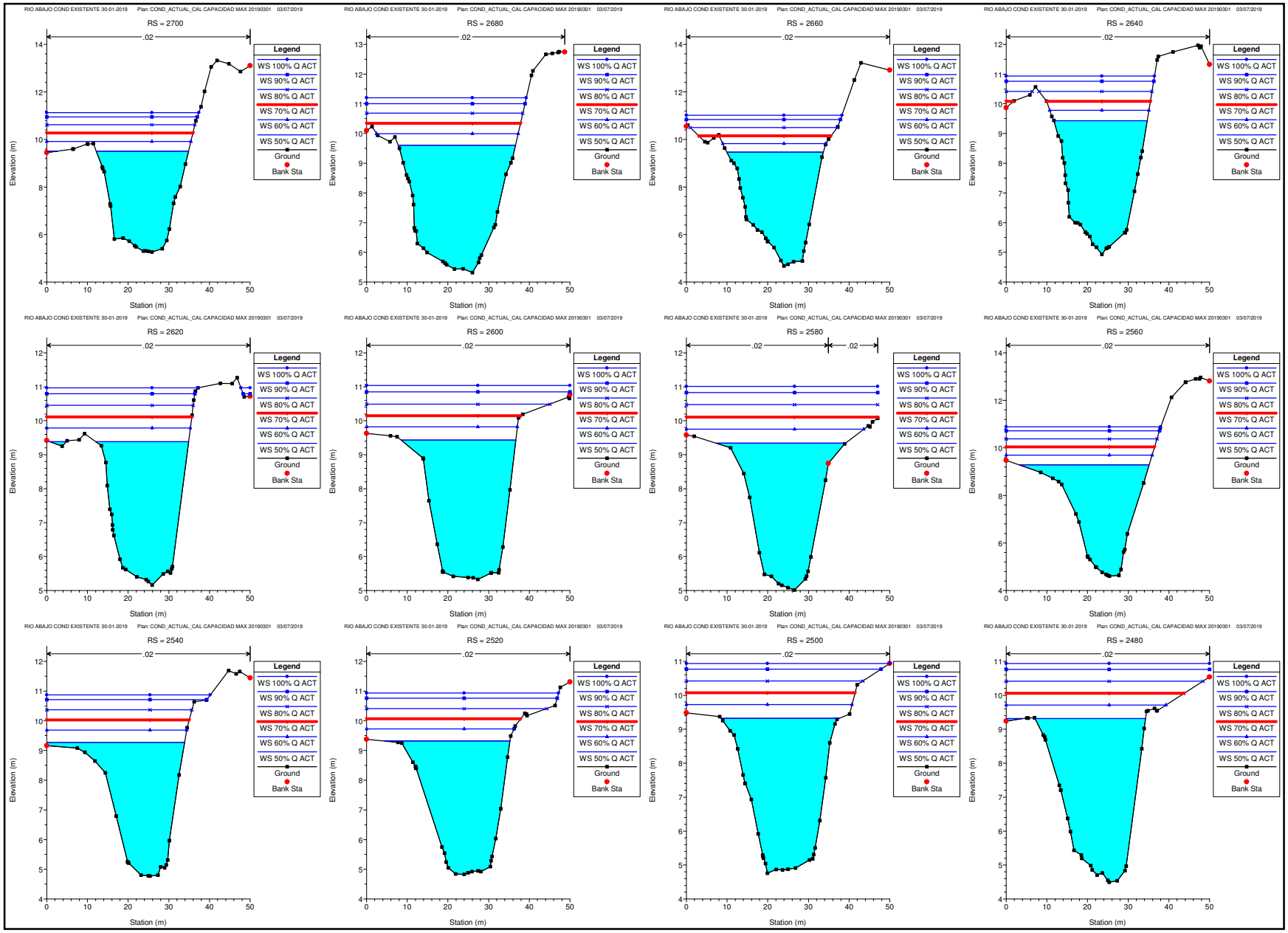
RIO ABAJO COND EXISTENTE 30-01-2019 Plan: COND_ACTUAL_CAL CAPACIDAD MAX 20190301 03/07/2019
RS = 2700
RS = 2680
RS = 2660
RS = 2640
RS = 2620
RS = 2600
RS = 2580
RS = 2560
RS = 2540
RS = 2520
RS = 2500
RS = 2480
.02
Legend
WS 100% Q ACT
WS 90% Q ACT
WS 80% Q ACT
WS 70% Q ACT
WS 60% Q ACT
WS 50% Q ACT
Ground
Bank Sta
Elevation (m)
Station (m)

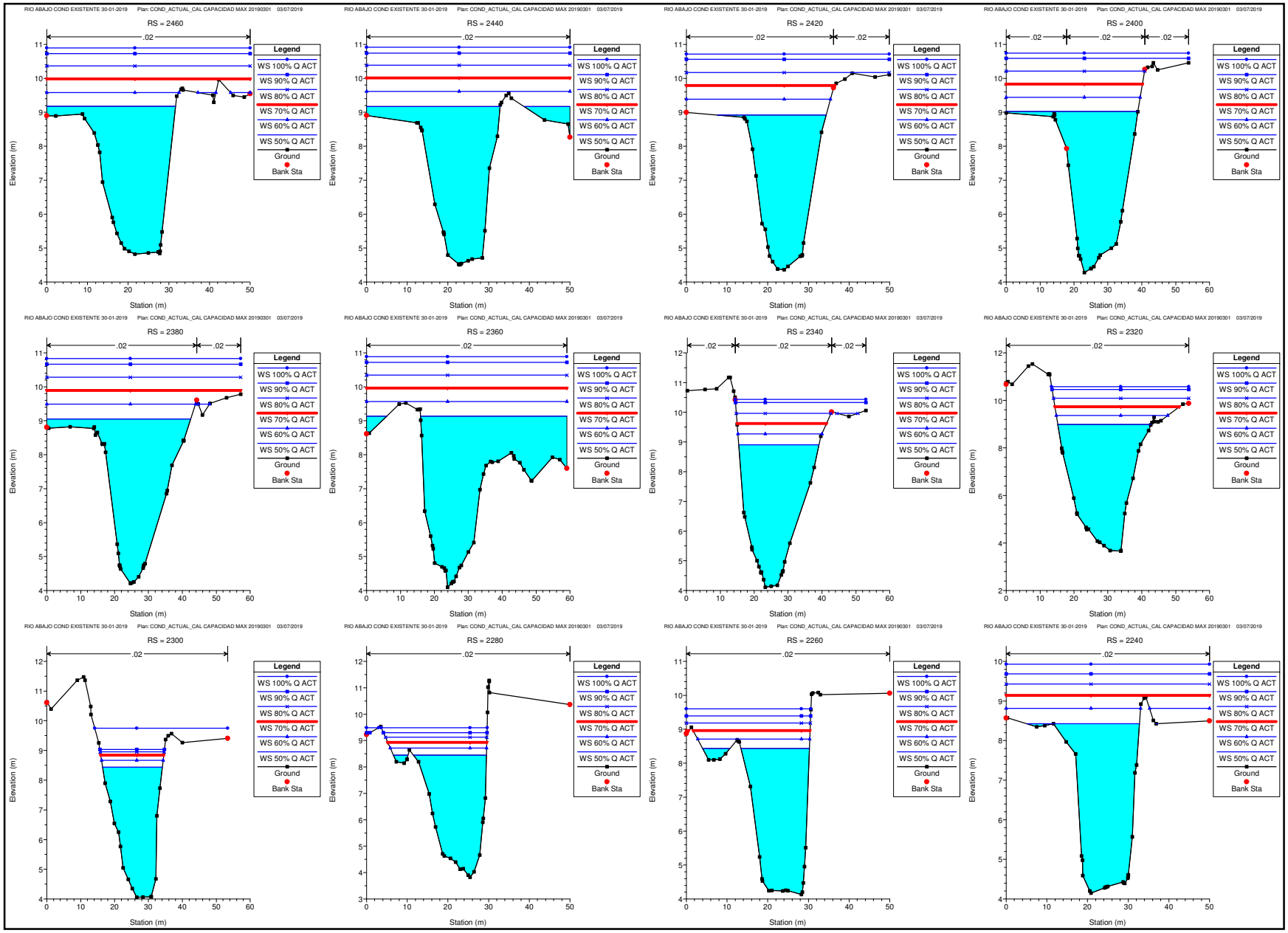
RIO ABAJO COND EXISTENTE 30-01-2019 Plan: COND_ACTUAL_CAL CAPACIDAD MAX 20190301 03/07/2019
RS = 2460
RS = 2440
RS = 2420
RS = 2400
RS = 2380
RS = 2360
RS = 2340
RS = 2320
RS = 2300
RS = 2280
RS = 2260
RS = 2240
.02
Legend
WS 100% Q ACT
WS 90% Q ACT
WS 80% Q ACT
WS 70% Q ACT
WS 60% Q ACT
WS 50% Q ACT
Ground
Bank Sta
Elevation (m)
Station (m)

RIO ABAJO COND EXISTENTE 30-01-2019 Plan: COND_ACTUAL_CAL CAPACIDAD MAX 20190301 03/07/2019

RS = 2220

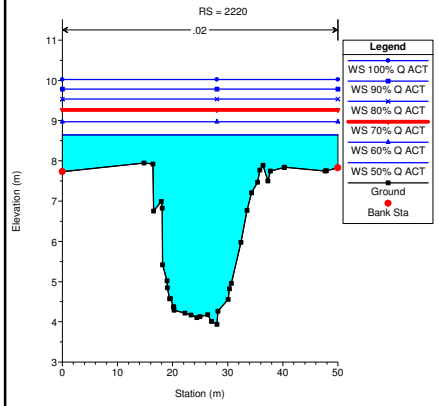

RIO ABAJO COND EXISTENTE 30-01-2019 Plan: COND_ACTUAL_CAL CAPACIDAD MAX 20190301 03/07/2019

RS = 2200

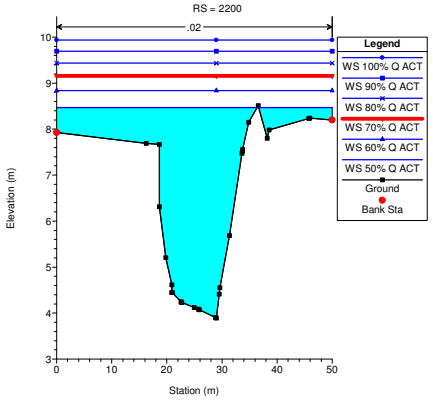

RIO ABAJO COND EXISTENTE 30-01-2019 Plan: COND_ACTUAL_CAL CAPACIDAD MAX 20190301 03/07/2019

RS = 2180

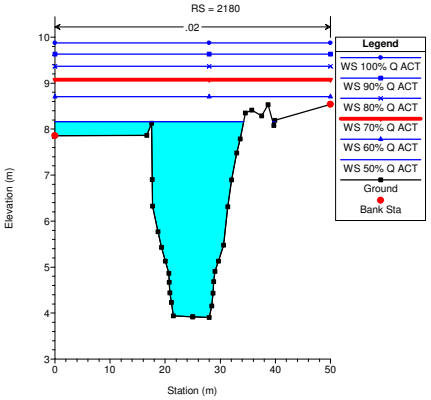

RIO ABAJO COND EXISTENTE 30-01-2019 Plan: COND_ACTUAL_CAL CAPACIDAD MAX 20190301 03/07/2019

RS = 2160

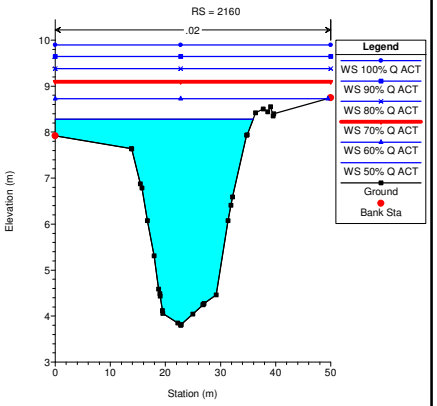

RIO ABAJO COND EXISTENTE 30-01-2019 Plan: COND_ACTUAL_CAL CAPACIDAD MAX 20190301 03/07/2019

RS = 2140

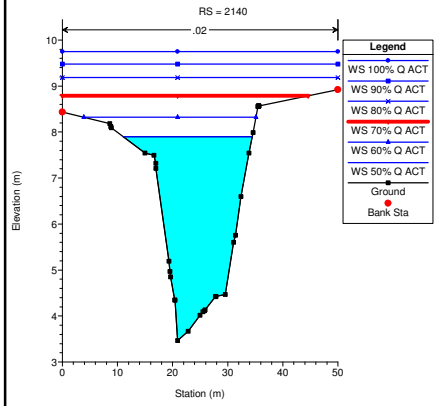

RIO ABAJO COND EXISTENTE 30-01-2019 Plan: COND_ACTUAL_CAL CAPACIDAD MAX 20190301 03/07/2019

RS = 2120

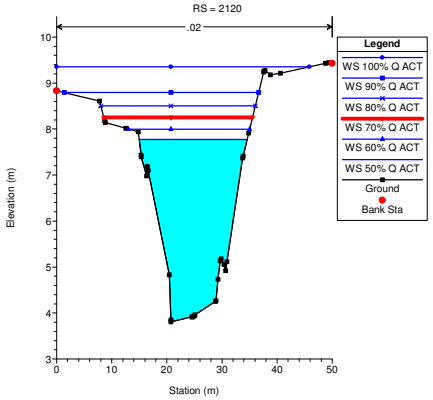

RIO ABAJO COND EXISTENTE 30-01-2019 Plan: COND_ACTUAL_CAL CAPACIDAD MAX 20190301 03/07/2019

RS = 2100

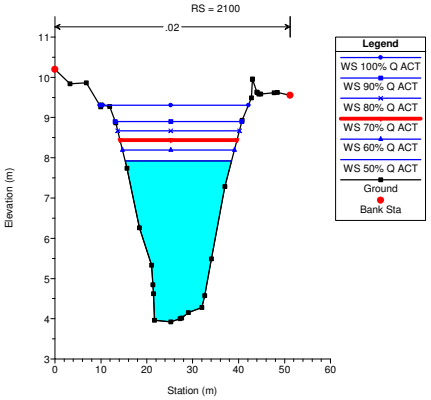

RIO ABAJO COND EXISTENTE 30-01-2019 Plan: COND_ACTUAL_CAL CAPACIDAD MAX 20190301 03/07/2019

RS = 2090 BR

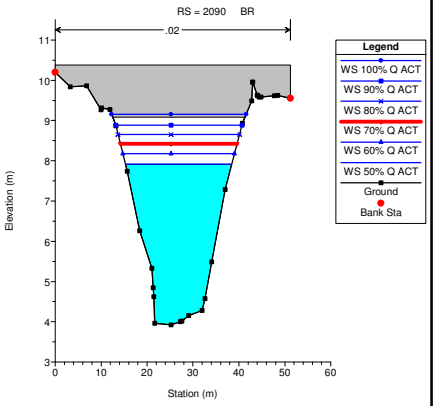

RIO ABAJO COND EXISTENTE 30-01-2019 Plan: COND_ACTUAL_CAL CAPACIDAD MAX 20190301 03/07/2019

RS = 2090 BR

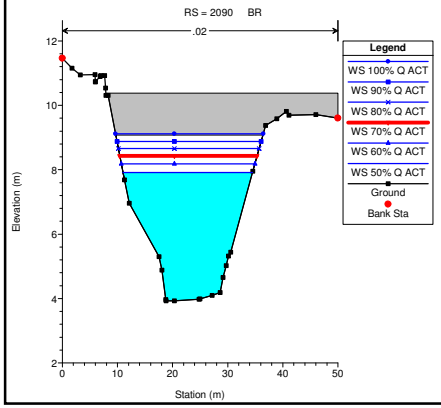

RIO ABAJO COND EXISTENTE 30-01-2019 Plan: COND_ACTUAL_CAL CAPACIDAD MAX 20190301 03/07/2019

RS = 2070

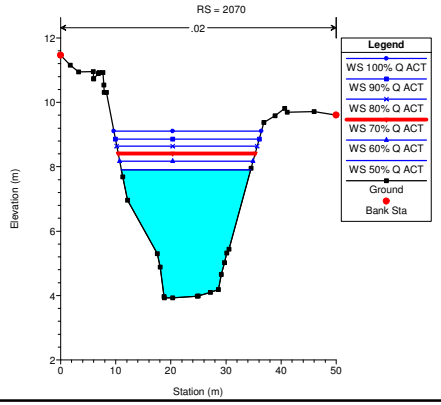

RIO ABAJO COND EXISTENTE 30-01-2019 Plan: COND_ACTUAL_CAL CAPACIDAD MAX 20190301 03/07/2019

RS = 2060

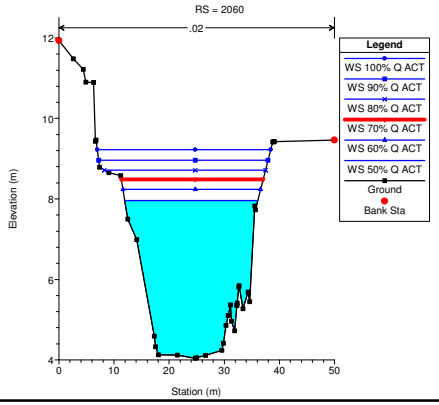

RIO ABAJO COND EXISTENTE 30-01-2019 Plan: COND_ACTUAL_CAL CAPACIDAD MAX 20190301 03/07/2019

RS = 2040

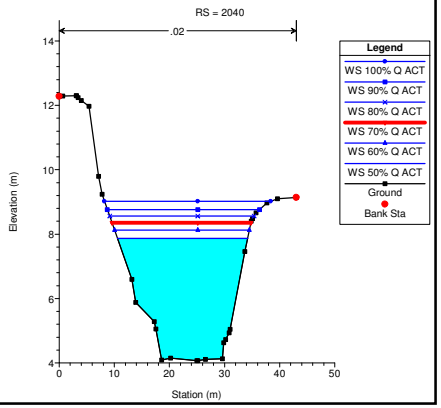

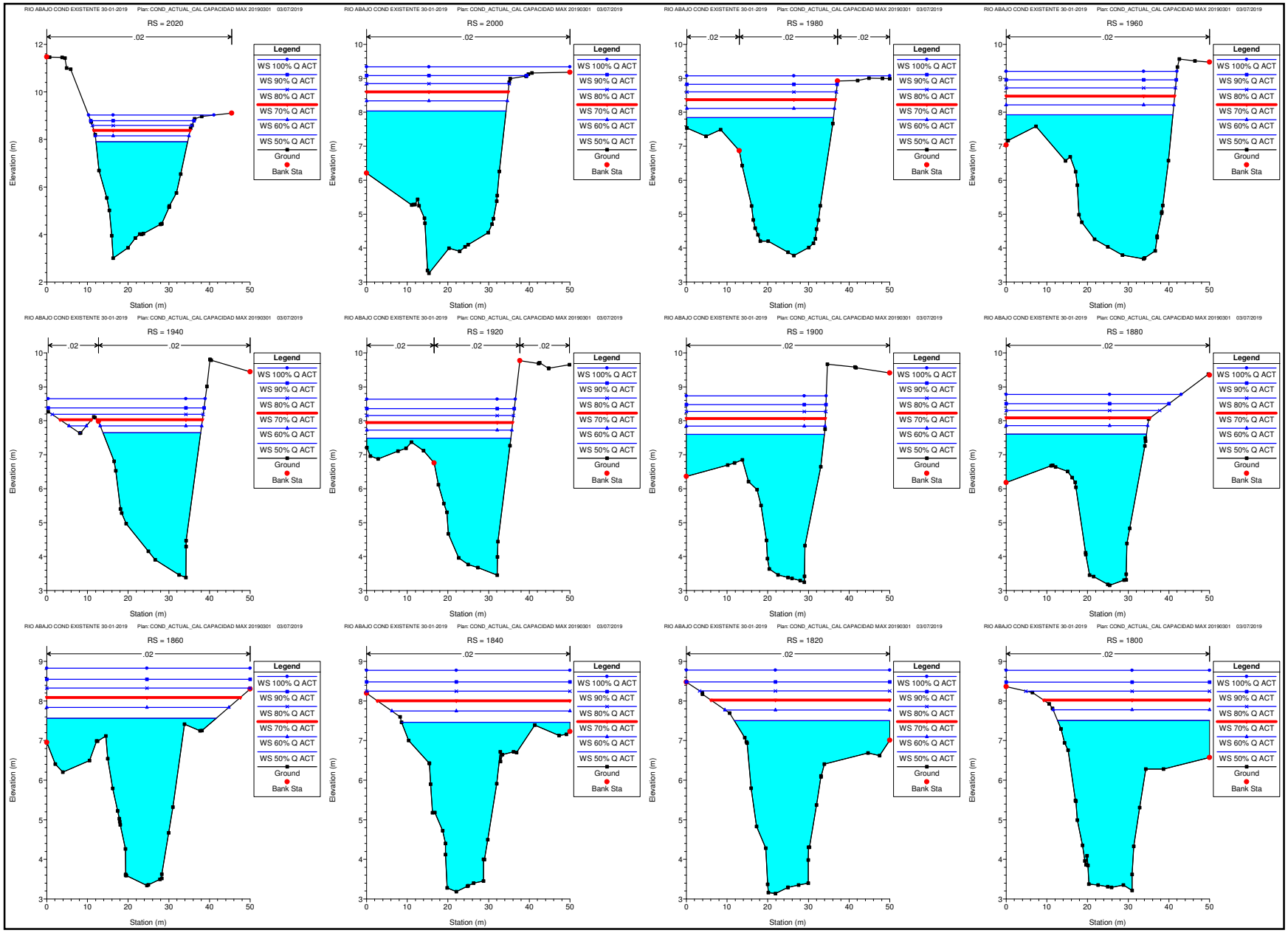
RIO ABAJO COND EXISTENTE 30-01-2019 Plan: COND_ACTUAL_CAL CAPACIDAD MAX 20190301 03/07/2019
RS = 2020
RS = 2000
RS = 1980
RS = 1960
RS = 1940
RS = 1920
RS = 1900
RS = 1880
RS = 1860
RS = 1840
RS = 1820
RS = 1800
.02
Legend
WS 100% Q ACT
WS 90% Q ACT
WS 80% Q ACT
WS 70% Q ACT
WS 60% Q ACT
WS 50% Q ACT
Ground
Bank Sta
Elevation (m)
Station (m)

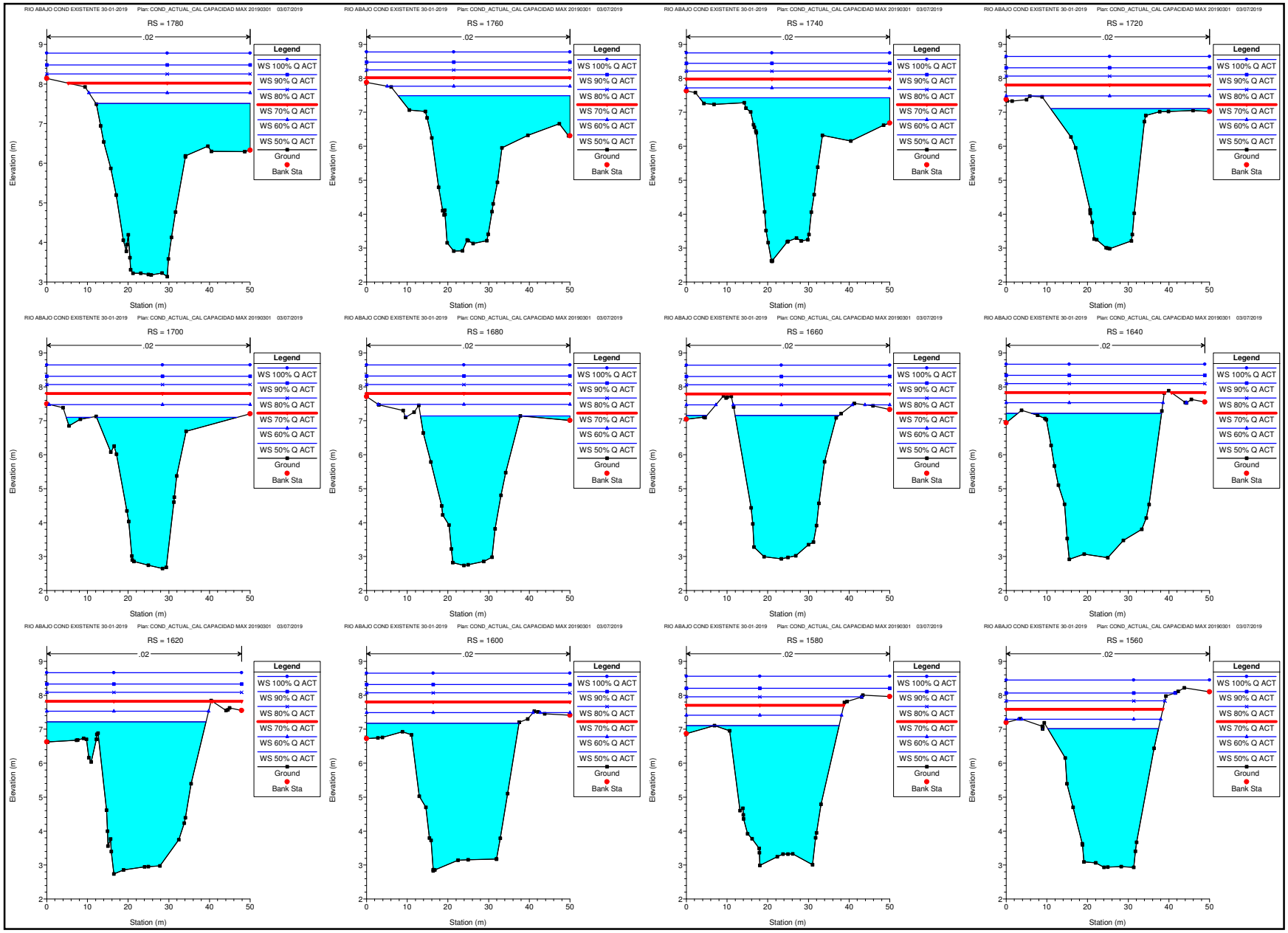
RIO ABAJO COND EXISTENTE 30-01-2019 Plan: COND_ACTUAL_CAL CAPACIDAD MAX 20190301 03/07/2019
RS = 1780
RS = 1760
RS = 1740
RS = 1720
RS = 1700
RS = 1680
RS = 1660
RS = 1640
RS = 1620
RS = 1600
RS = 1580
RS = 1560
.02
Legend
WS 100% Q ACT
WS 90% Q ACT
WS 80% Q ACT
WS 70% Q ACT
WS 60% Q ACT
WS 50% Q ACT
Ground
Bank Sta
Elevation (m)
Station (m)

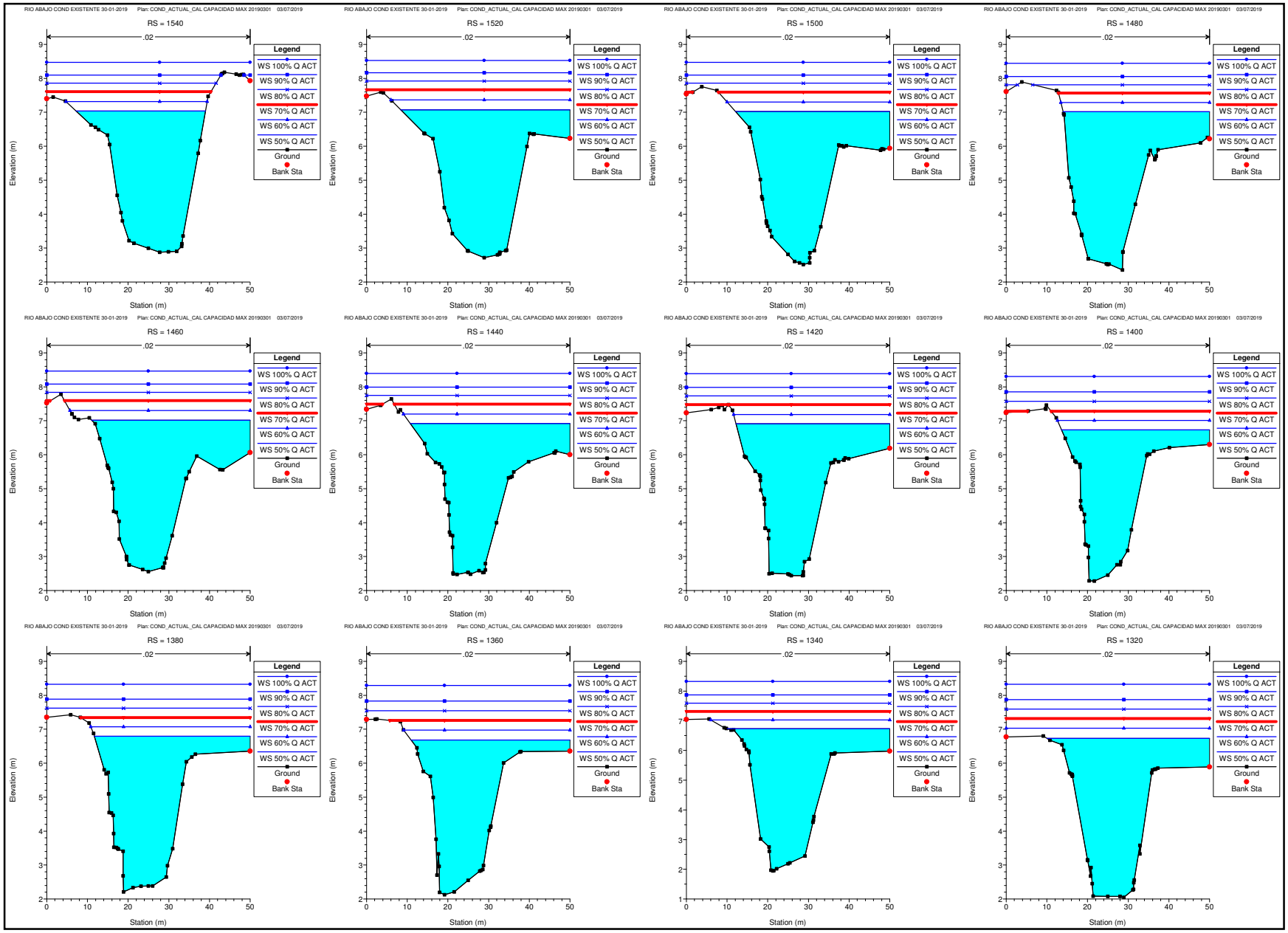
RIO ABAJO COND EXISTENTE 30-01-2019 Plan: COND_ACTUAL_CAL CAPACIDAD MAX 20190301 03/07/2019
RS = 1540
RS = 1520
RS = 1500
RS = 1480
RS = 1460
RS = 1440
RS = 1420
RS = 1400
RS = 1380
RS = 1360
RS = 1340
RS = 1320
.02
Legend
WS 100% Q ACT
WS 90% Q ACT
WS 80% Q ACT
WS 70% Q ACT
WS 60% Q ACT
WS 50% Q ACT
Ground
Bank Sta
Elevation (m)
Station (m)

RIO ABAJO COND EXISTENTE 30-01-2019 Plan: COND_ACTUAL_CAL CAPACIDAD MAX 20190301 03/07/2019

RS = 1300

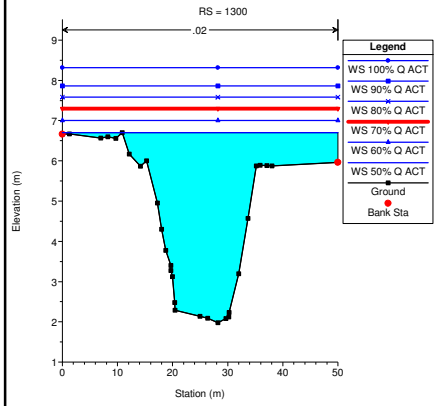

RIO ABAJO COND EXISTENTE 30-01-2019 Plan: COND_ACTUAL_CAL CAPACIDAD MAX 20190301 03/07/2019

RS = 1280

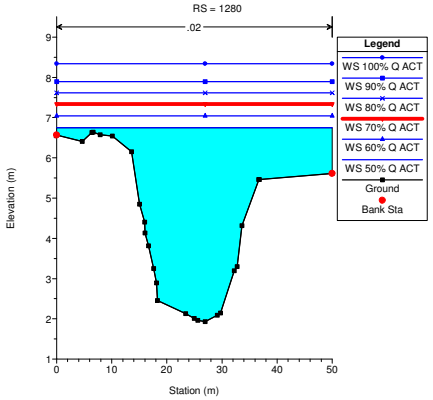

RIO ABAJO COND EXISTENTE 30-01-2019 Plan: COND_ACTUAL_CAL CAPACIDAD MAX 20190301 03/07/2019

RS = 1260

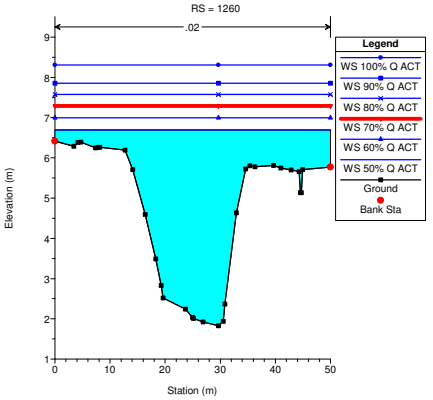

RIO ABAJO COND EXISTENTE 30-01-2019 Plan: COND_ACTUAL_CAL CAPACIDAD MAX 20190301 03/07/2019

RS = 1240

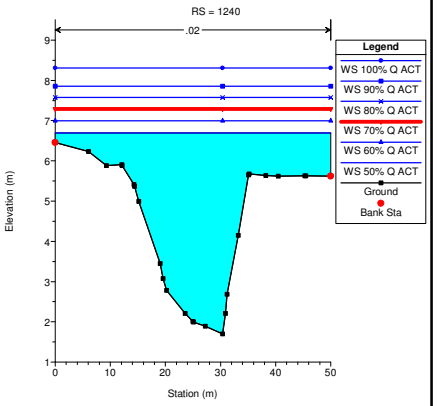

RIO ABAJO COND EXISTENTE 30-01-2019 Plan: COND_ACTUAL_CAL CAPACIDAD MAX 20190301 03/07/2019

RS = 1220

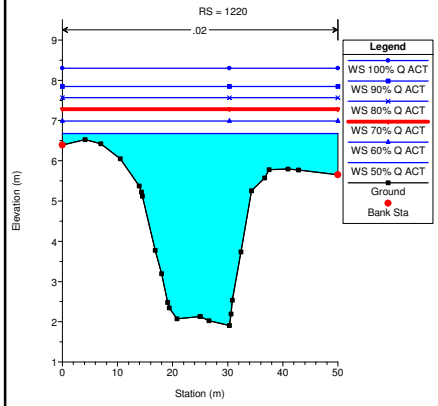

RIO ABAJO COND EXISTENTE 30-01-2019 Plan: COND_ACTUAL_CAL CAPACIDAD MAX 20190301 03/07/2019

RS = 1200

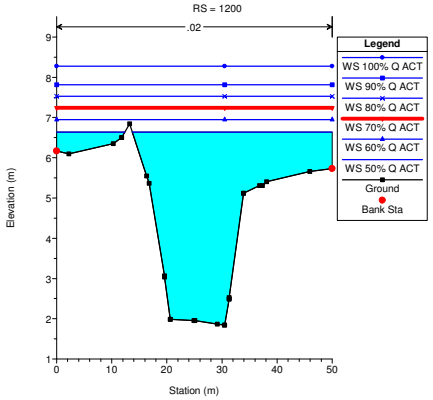

RIO ABAJO COND EXISTENTE 30-01-2019 Plan: COND_ACTUAL_CAL CAPACIDAD MAX 20190301 03/07/2019

RS = 1180

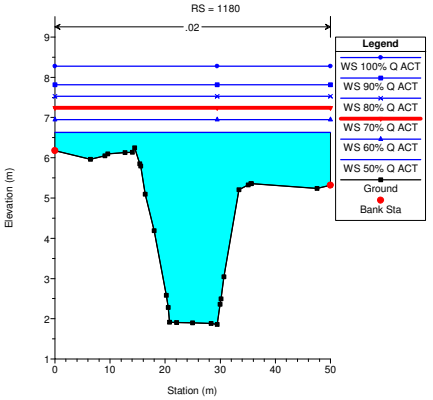

RIO ABAJO COND EXISTENTE 30-01-2019 Plan: COND_ACTUAL_CAL CAPACIDAD MAX 20190301 03/07/2019

RS = 1160

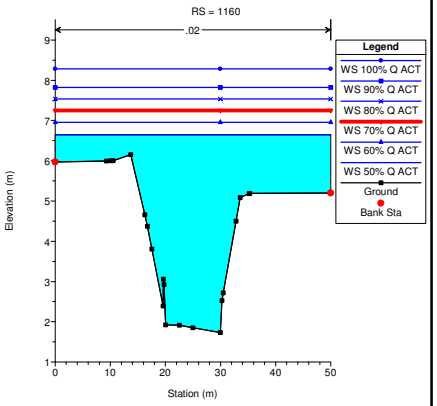

RIO ABAJO COND EXISTENTE 30-01-2019 Plan: COND_ACTUAL_CAL CAPACIDAD MAX 20190301 03/07/2019

RS = 1140

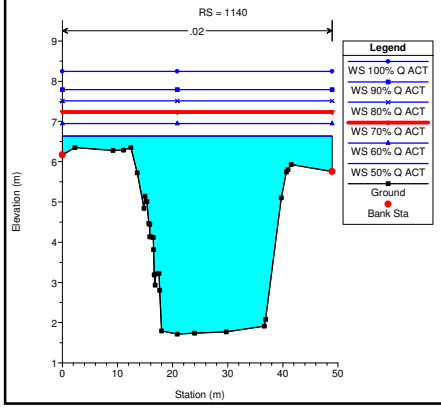

RIO ABAJO COND EXISTENTE 30-01-2019 Plan: COND_ACTUAL_CAL CAPACIDAD MAX 20190301 03/07/2019

RS = 1120

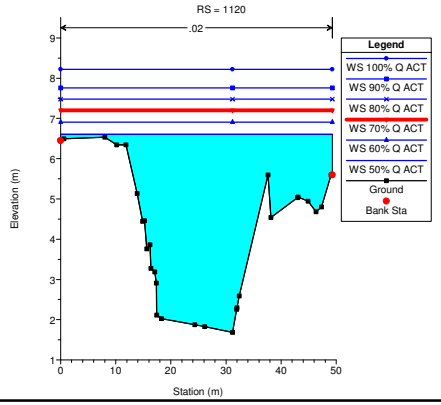

RIO ABAJO COND EXISTENTE 30-01-2019 Plan: COND_ACTUAL_CAL CAPACIDAD MAX 20190301 03/07/2019

RS = 1100

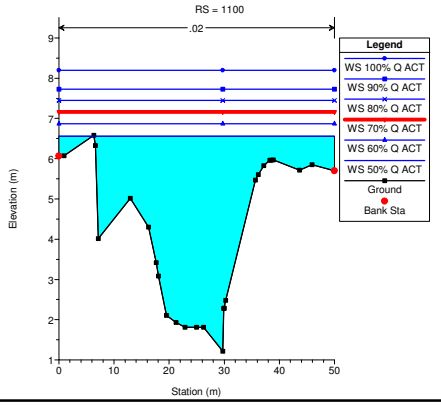

RIO ABAJO COND EXISTENTE 30-01-2019 Plan: COND_ACTUAL_CAL CAPACIDAD MAX 20190301 03/07/2019

RS = 1080

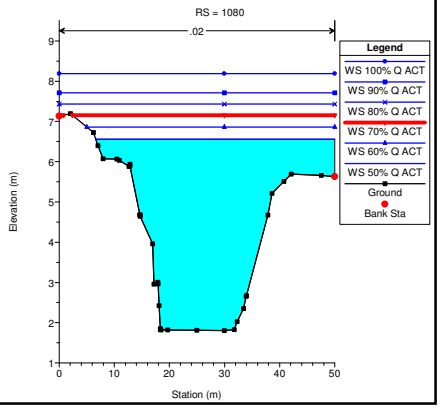

RIO ABAJO COND EXISTENTE 30-01-2019 Plan: COND_ACTUAL_CAL CAPACIDAD MAX 20190301 03/07/2019

RS = 1060

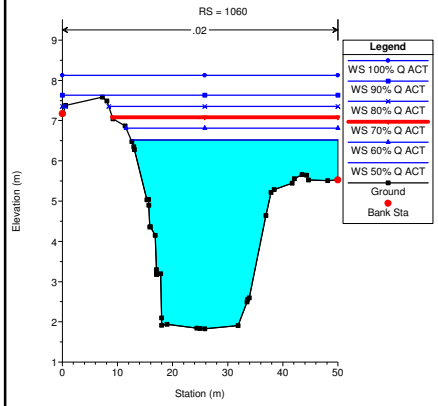

RIO ABAJO COND EXISTENTE 30-01-2019 Plan: COND_ACTUAL_CAL CAPACIDAD MAX 20190301 03/07/2019

RS = 1040

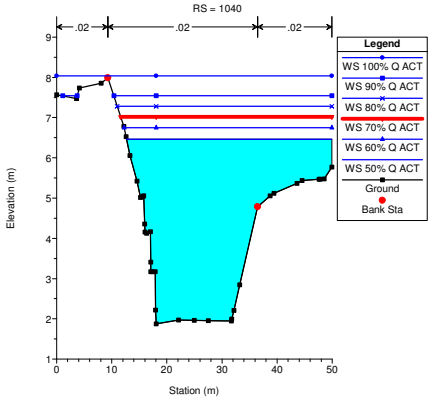

RIO ABAJO COND EXISTENTE 30-01-2019 Plan: COND_ACTUAL_CAL CAPACIDAD MAX 20190301 03/07/2019

RS = 1020

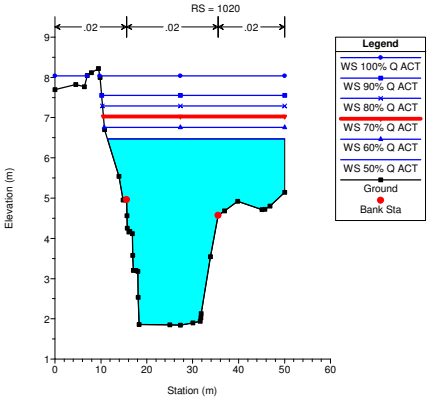

RIO ABAJO COND EXISTENTE 30-01-2019 Plan: COND_ACTUAL_CAL CAPACIDAD MAX 20190301 03/07/2019

RS = 1000

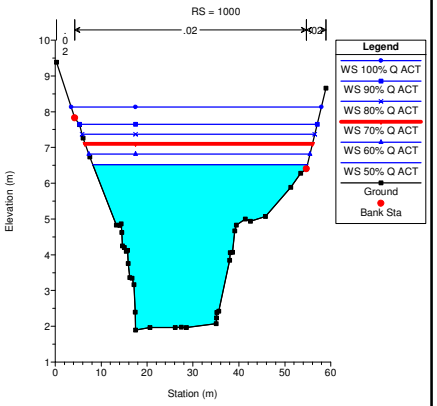

RIO ABAJO COND EXISTENTE 30-01-2019 Plan: COND_ACTUAL_CAL CAPACIDAD MAX 20190301 03/07/2019

RS = 985 BR

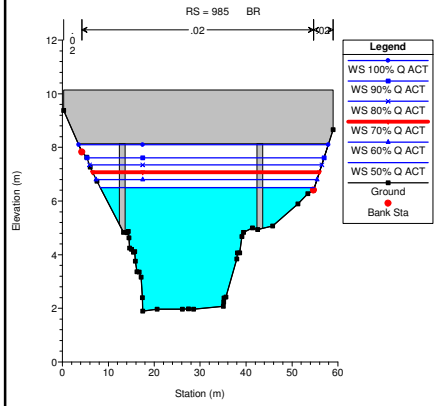

RIO ABAJO COND EXISTENTE 30-01-2019 Plan: COND_ACTUAL_CAL CAPACIDAD MAX 20190301 03/07/2019

RS = 985 BR

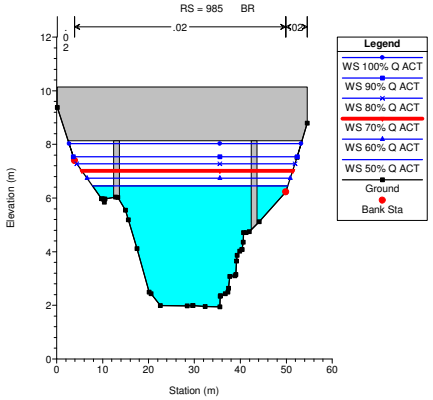

RIO ABAJO COND EXISTENTE 30-01-2019 Plan: COND_ACTUAL_CAL CAPACIDAD MAX 20190301 03/07/2019

RS = 970

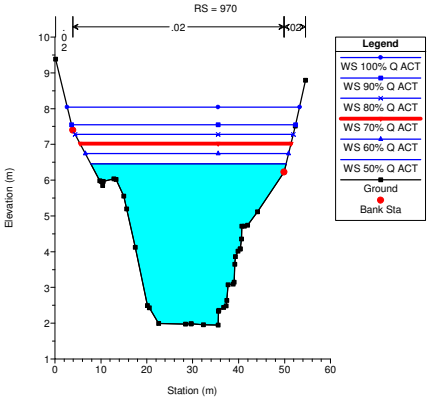

RIO ABAJO COND EXISTENTE 30-01-2019 Plan: COND_ACTUAL_CAL CAPACIDAD MAX 20190301 03/07/2019

RS = 960

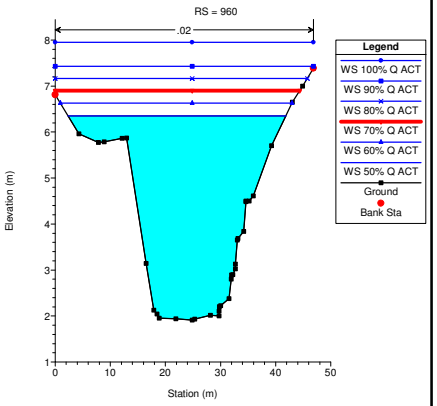

RIO ABAJO COND EXISTENTE 30-01-2019 Plan: COND_ACTUAL_CAL CAPACIDAD MAX 20190301 03/07/2019

RS = 940

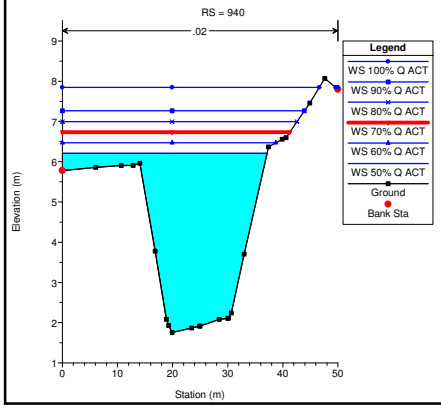

RIO ABAJO COND EXISTENTE 30-01-2019 Plan: COND_ACTUAL_CAL CAPACIDAD MAX 20190301 03/07/2019

RS = 920

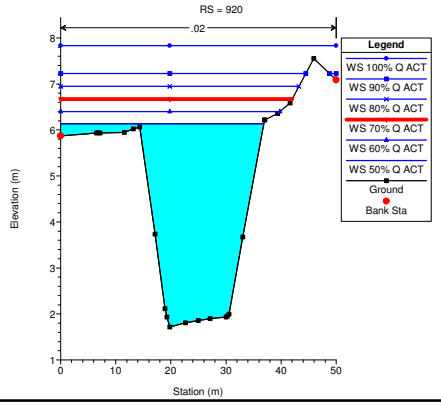

RIO ABAJO COND EXISTENTE 30-01-2019 Plan: COND_ACTUAL_CAL CAPACIDAD MAX 20190301 03/07/2019

RS = 900

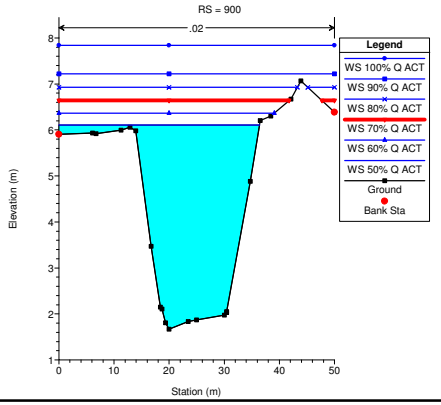

RIO ABAJO COND EXISTENTE 30-01-2019 Plan: COND_ACTUAL_CAL CAPACIDAD MAX 20190301 03/07/2019

RS = 880

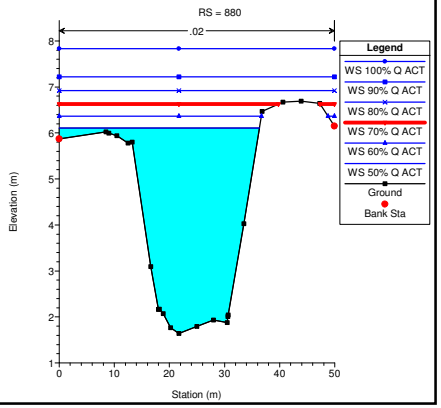

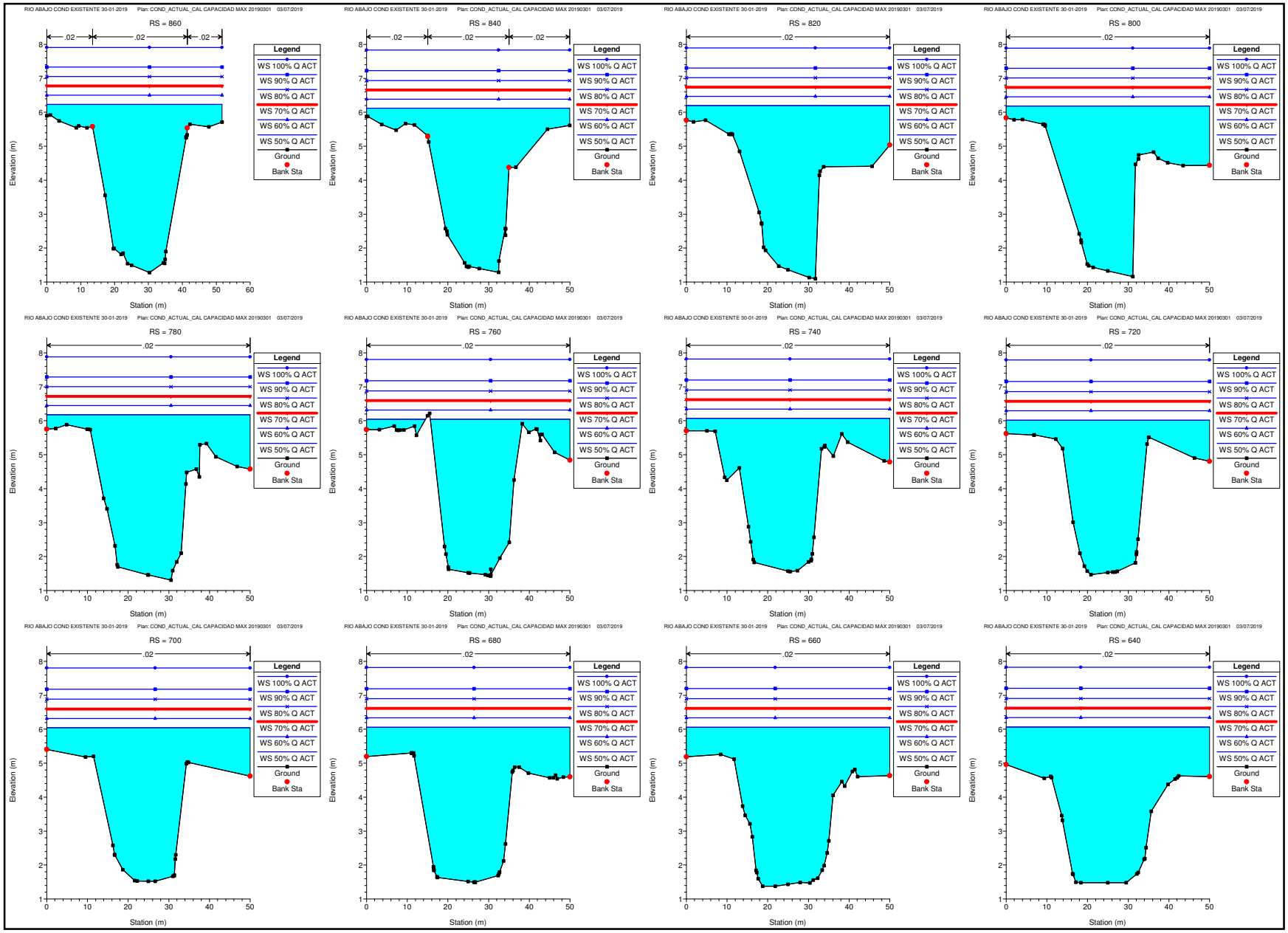
RIO ABAJO COND EXISTENTE 30-01-2019 Plan: COND_ACTUAL_CAL CAPACIDAD MAX 20190301 03/07/2019
RS = 860
RS = 840
RS = 820
RS = 800
RS = 780
RS = 760
RS = 740
RS = 720
RS = 700
RS = 680
RS = 660
RS = 640
.02
Legend
WS 100% Q ACT
WS 90% Q ACT
WS 80% Q ACT
WS 70% Q ACT
WS 60% Q ACT
WS 50% Q ACT
Ground
Bank Sta
Elevation (m)
Station (m)

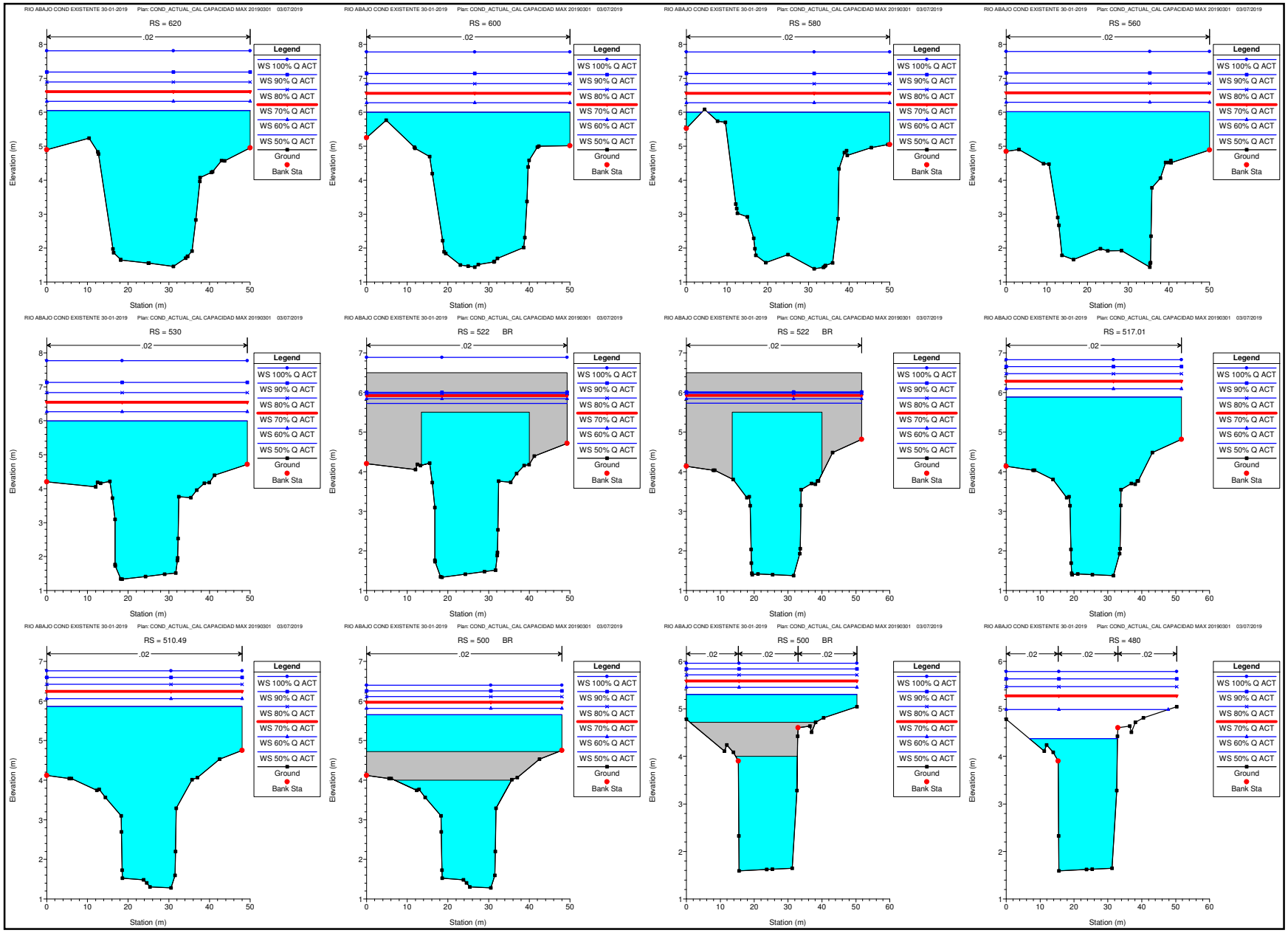
RIO ABAJO COND EXISTENTE 30-01-2019 Plan: COND_ACTUAL_CAL CAPACIDAD MAX 20190301 03/07/2019
RS = 620
RS = 600
RS = 580
RS = 560
RS = 530
RS = 522 BR
RS = 517.01
RS = 510.49
RS = 500 BR
RS = 480
.02
Legend
WS 100% Q ACT
WS 90% Q ACT
WS 80% Q ACT
WS 70% Q ACT
WS 60% Q ACT
WS 50% Q ACT
Ground
Bank Sta
Elevation (m)
Station (m)

RIO ABAJO COND EXISTENTE 30-01-2019 Plan: COND_ACTUAL_CAL CAPACIDAD MAX 20190301 03/07/2019

RS = 460

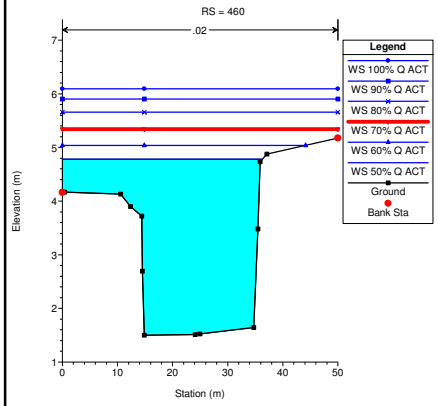

RIO ABAJO COND EXISTENTE 30-01-2019 Plan: COND_ACTUAL_CAL CAPACIDAD MAX 20190301 03/07/2019

RS = 440

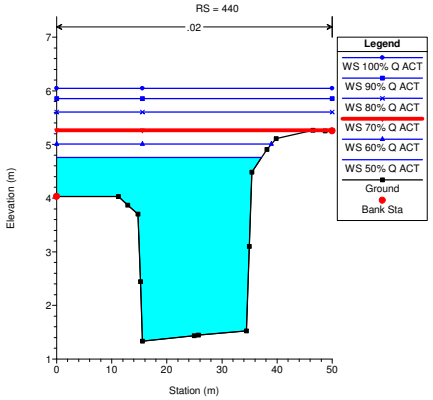

RIO ABAJO COND EXISTENTE 30-01-2019 Plan: COND_ACTUAL_CAL CAPACIDAD MAX 20190301 03/07/2019

RS = 420

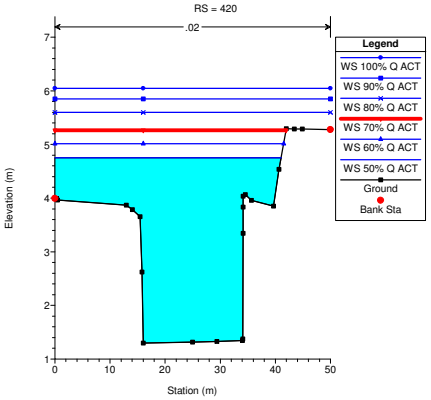

RIO ABAJO COND EXISTENTE 30-01-2019 Plan: COND_ACTUAL_CAL CAPACIDAD MAX 20190301 03/07/2019

RS = 400

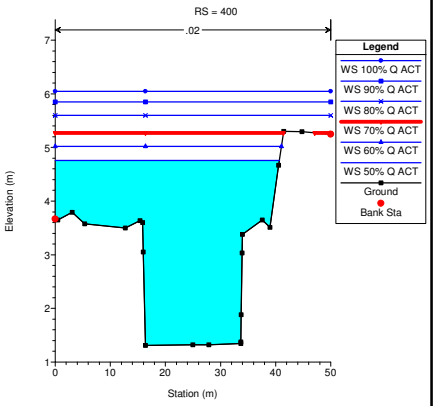

RIO ABAJO COND EXISTENTE 30-01-2019 Plan: COND_ACTUAL_CAL CAPACIDAD MAX 20190301 03/07/2019

RS = 380

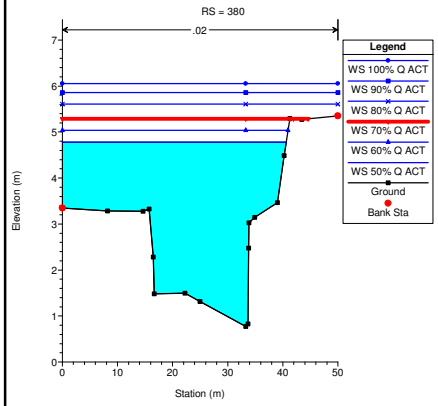

RIO ABAJO COND EXISTENTE 30-01-2019 Plan: COND_ACTUAL_CAL CAPACIDAD MAX 20190301 03/07/2019

RS = 360

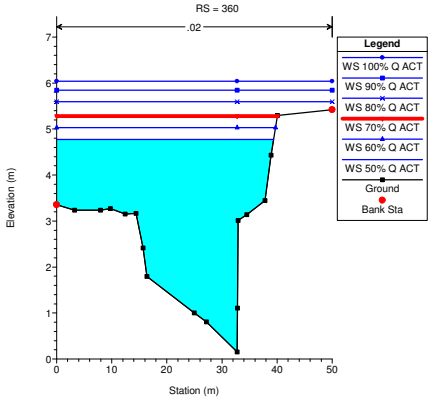

RIO ABAJO COND EXISTENTE 30-01-2019 Plan: COND_ACTUAL_CAL CAPACIDAD MAX 20190301 03/07/2019

RS = 340

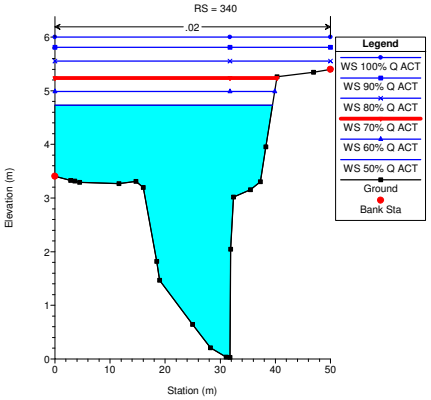

RIO ABAJO COND EXISTENTE 30-01-2019 Plan: COND_ACTUAL_CAL CAPACIDAD MAX 20190301 03/07/2019

RS = 320

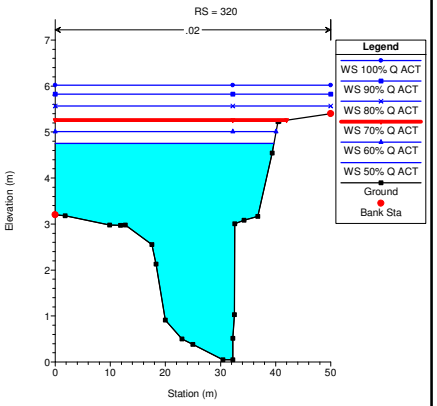

RIO ABAJO COND EXISTENTE 30-01-2019 Plan: COND_ACTUAL_CAL CAPACIDAD MAX 20190301 03/07/2019

RS = 300

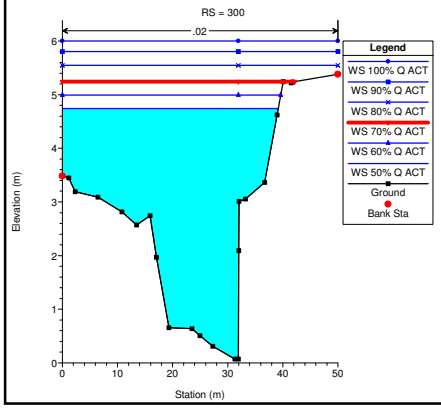

RIO ABAJO COND EXISTENTE 30-01-2019 Plan: COND_ACTUAL_CAL CAPACIDAD MAX 20190301 03/07/2019

RS = 280

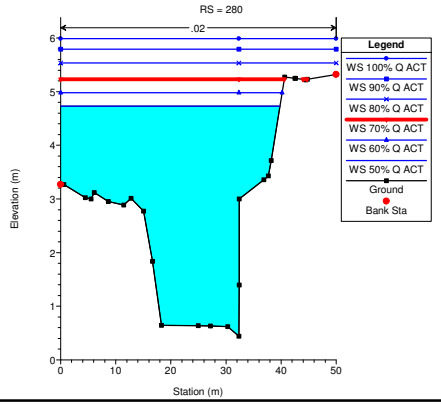

RIO ABAJO COND EXISTENTE 30-01-2019 Plan: COND_ACTUAL_CAL CAPACIDAD MAX 20190301 03/07/2019

RS = 260

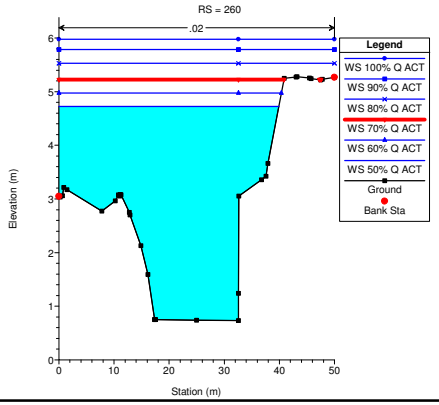

RIO ABAJO COND EXISTENTE 30-01-2019 Plan: COND_ACTUAL_CAL CAPACIDAD MAX 20190301 03/07/2019

RS = 240

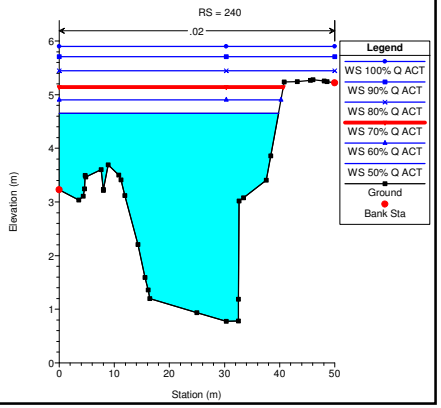

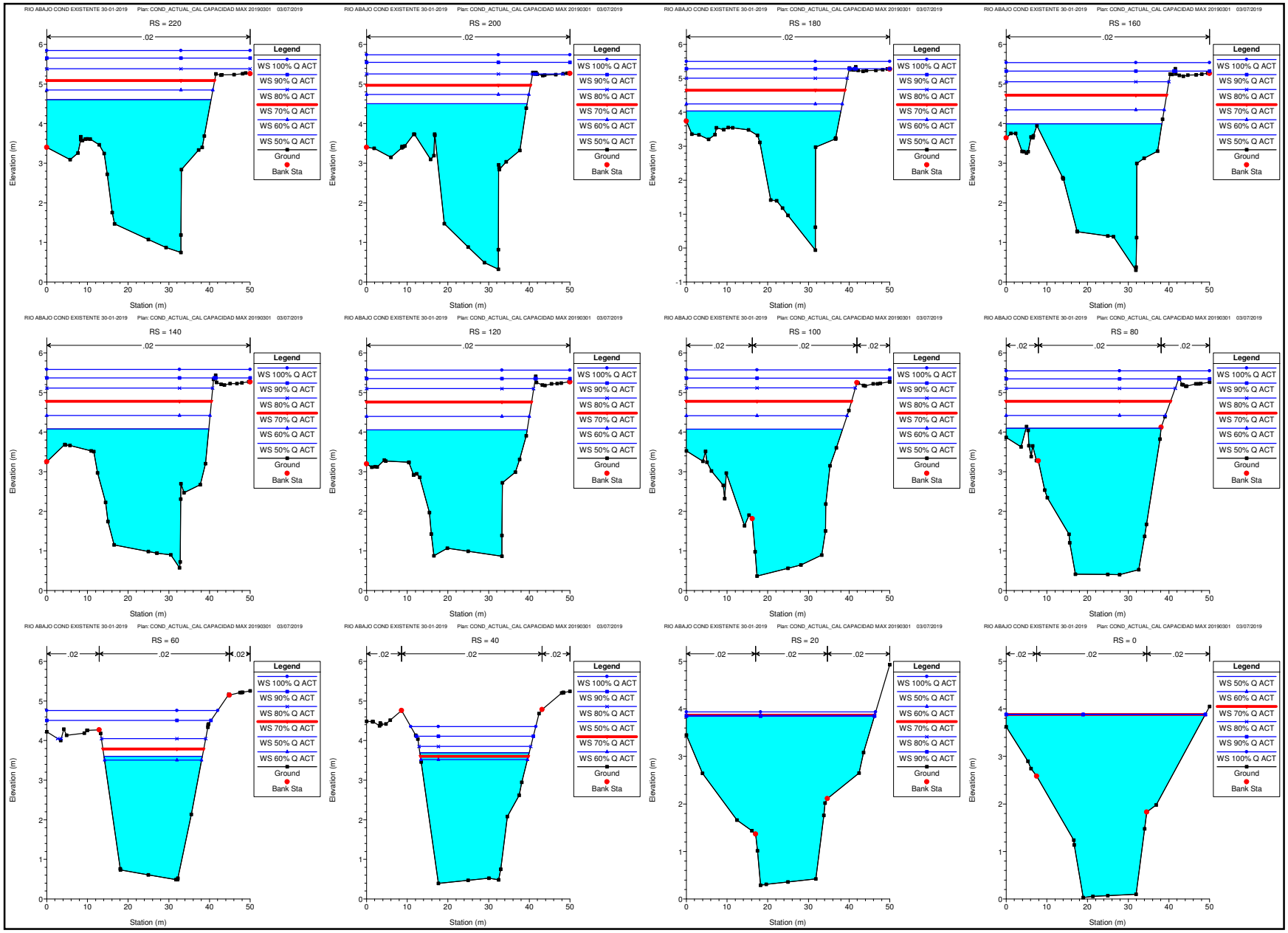
RIO ABAJO COND EXISTENTE 30-01-2019 Plan: COND_ACTUAL_CAL CAPACIDAD MAX 20190301 03/07/2019
RS = 220
RS = 200
RS = 180
RS = 160
RS = 140
RS = 120
RS = 100
RS = 80
RS = 60
RS = 40
RS = 20
RS = 0
.02
Legend
WS 100% Q ACT
WS 90% Q ACT
WS 80% Q ACT
WS 70% Q ACT
WS 60% Q ACT
WS 50% Q ACT
Ground
Bank Sta
Elevation (m)
Station (m)